

# HARDSCAPE PRODUCTS

stepstonedealer.com 310.217.2378





**GRANADA WHITE**

2001



**FRENCH GRAY**

2004



**ICEBERG GREEN**

2005



**ALMOND**

2006




**CAFE BROWN**

2007



**CARAMEL**

2010



**AGAVE**

2012



**PORCELAIN**

2013




**BRICK RED**

2016




**KONA**

2021




**PEBBLE**

2024



**ADOBE**

2025



## SHORT FORM SPECIFICATION

SIZES: ALL SIZES ARE 1 3/4" THICK; ALL SIZES ARE NOMINAL\*\*

MATERIAL: 4,000 PSI HARDROCK CONCRETE, TYPE III CEMENT

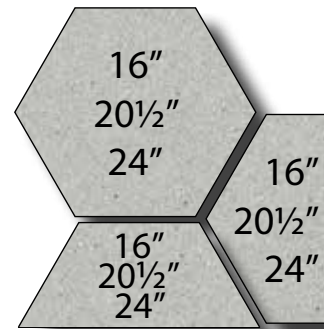
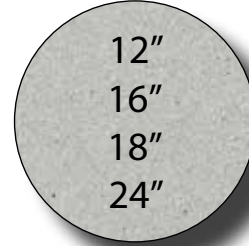
FINISH: VERANOSTONE®, HERMOSASTONE® OR EXPOSED AGGREGATE\* (ADDITIONAL SWATCHES ON PAGES 24-25)

COLOR CHOICE: USING ACTUAL SAMPLES IS STRONGLY RECOMMENDED

DETAILS: VISIT STEPSTONEDEALER.COM FOR DRAWINGS AND DIMENSIONS

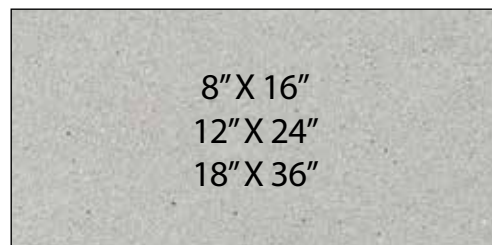
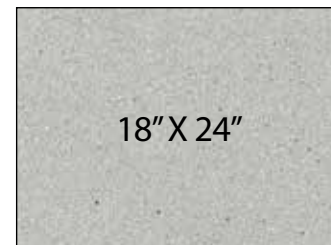
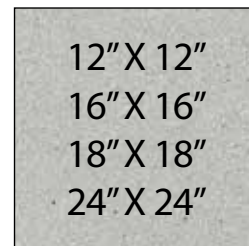


PRODUCT SHOWN: 16" HEX IN PEBBLE #2024



\*HEXAGONAL PAVERS UNAVAILABLE IN EXPOSED AGGREGATE FINISH

\*\*16" pavers are 2" thick; 20 1/2" and 24" are 2 1/2" thick.



GRANADA WHITE



501

SANTA FE BUFF




503

FRENCH GRAY



504



GRANADA WHITE

2001



FRENCH GRAY

2004



ICEBERG GREEN

2005



ALMOND

2006



CAFE BROWN

2007




CARAMEL

2010



AGAVE

2012



PORCELAIN

2013



BRICK RED

2016



KONA

2021



PEBBLE

2024



ADOBE

2025



## SHORT FORM SPECIFICATION

SIZES: ALL SIZES ARE 4" THICK; ALL SIZES ARE NOMINAL

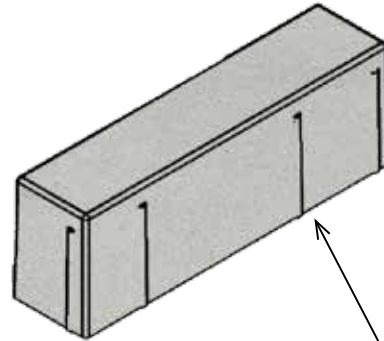
MATERIAL: 4,000 PSI HARDROCK CONCRETE, TYPE III CEMENT

FINISH: VERANOSTONE® OR HERMOSASTONE® (ADDITIONAL SWATCHES ON PAGES 24-25)

COLOR CHOICE: USING ACTUAL SAMPLES IS STRONGLY RECOMMENDED

DETAILS: VISIT [STEPSTONEDEALER.COM](http://STEPSTONEDEALER.COM) FOR DRAWINGS AND DIMENSIONS

PRODUCT SHOWN: 9", 18", 24" IN PORCELAIN #2013



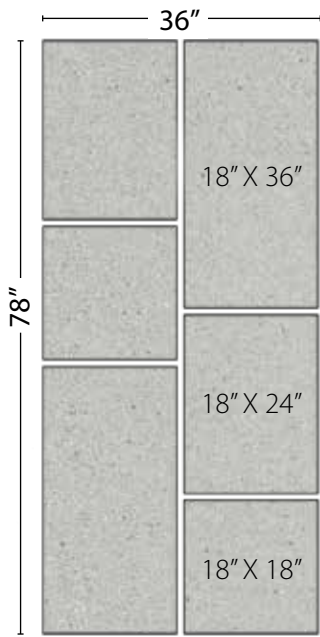
\* Tabs are located on all edges

3" X 9" X 4" \*

3" X 12" X 4" \*

3" X 18" X 4" \*

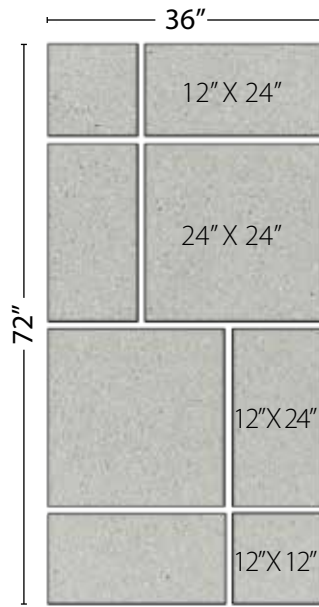
3" X 24" X 4" \*



PATTERN INCLUDES:

- 2 PIECES 18" X 18"
- 2 PIECES 18" X 24"
- 2 PIECES 18" X 36"

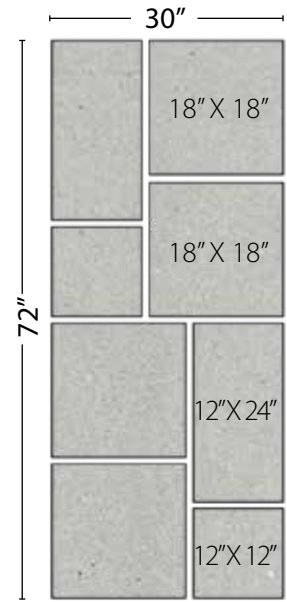
TOTAL: 19.5 SF



PATTERN INCLUDES:

- 2 PIECES 12" X 12"
- 4 PIECES 12" X 24"
- 2 PIECES 24" X 24"

TOTAL: 18 SF



PATTERN INCLUDES:

- 2 PIECES 12" X 12"
- 4 PIECES 18" X 18"
- 2 PIECES 12" X 24"

TOTAL: 15 SF

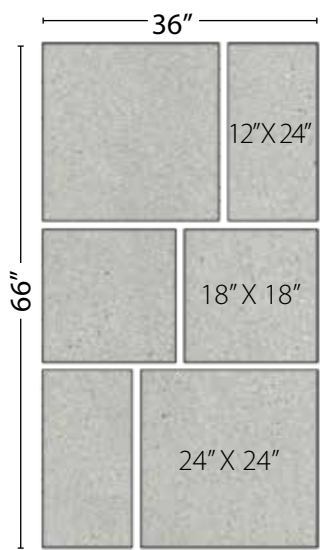
**ASHLAR PATTERN (SHOWN IN FAR RIGHT PATTERN BELOW)**

<u>PATTERN INCLUDES:</u>		
7 PIECES	12" X 12" (1 SF EA)	7 SF
9 PIECES	12" X 24" (2 SF EA)	18 SF
8 PIECES	24" X 24" (4 SF EA)	32 SF
4 PIECES	18" X 18" (2.25 SF EA)	9 SF
3 PIECES	18" X 24" (3 SF EA)	9 SF
2 PIECES	18" X 36" (4.5 SF EA)	9 SF
<b>TOTAL SF PER PATTERN:</b>		<b>84 SF</b>




PRODUCT SHOWN: ASHLAR PATTERN, BOTTOM RIGHT, IN FRENCH GRAY #2004


ASHLAR PATTERN



PATTERN INCLUDES:

2 PIECES	12" X 24"
2 PIECES	18" X 18"
2 PIECES	24" X 24"
<b>TOTAL: 16.5 SF</b>	





GRANADA WHITE

2001



FRENCH GRAY

2004



ICEBERG GREEN

2005



ALMOND

2006




CAFE BROWN

2007



CARAMEL

2010



AGAVE

2012



PORCELAIN

2013




BRICK RED

2016




KONA

2021



PEBBLE

2024



ADOBE

2025





**SHORT FORM SPECIFICATION**

SIZES:

CLASSIC

14" X 24" X 2½"

INSIDE AND OUTSIDE CORNERS

INSIDE RADIUS: 1', 2', 3', 4', 6', 8'

OUTSIDE RADIUS: 2', 3', 4', 6', 8'

1" RADIUS BULLNOSE WITH ¼"

TOP AND BOTTOM REVEAL

MODERN

18" X 18" X 2"

18" X 24" X 2"

STRAIGHTS AND OUTSIDE CORNERS

1" RADIUS BULLNOSE

SQUARE MODULAR

12" X 24" X 2½"

16" X 24" X 2½"

16" X 36" X 2½"

16" X 16" X 2½"

16" OUTSIDE CORNERS  
OUTSIDE RADIUS: 2', 4', 6', 8'

ALL SIZES ARE NOMINAL.

MATERIAL: 4,000 PSI HARDROCK CONCRETE, TYPE III CEMENT

FINISH: STIPPLED, VERANOSTONE® OR HERMOSASTONE® (ADDITIONAL SWATCHES ON PAGES 24-25)

COLOR CHOICE: USING ACTUAL SAMPLES IS STRONGLY RECOMMENDED

DETAILS: VISIT STEPSTONEDEALER.COM FOR DRAWINGS, DIMENSIONS AND RADIUS FINDER

BUILDING CODE: CHECK WITH LOCAL JURISDICTIONS FOR REQUIREMENTS



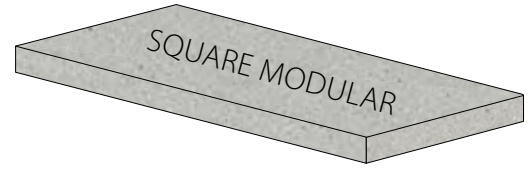
PRODUCT SHOWN: SQUARE MODULAR POOL COPING AND PAVERS IN PORCELAIN #2013



CLASSIC



MODERN



SQUARE MODULAR

GRANADA WHITE

501



FRENCH GRAY

504




ICEBERG GREEN

505



ALMOND

506




CAFE BROWN

507




CARAMEL

510




AGAVE

512



PORCELAIN

513



BRICK RED

516




KONA

521



PEBBLE

524



ADOBE

525





GRANADA WHITE

2001



FRENCH GRAY

2004



ICEBERG GREEN

2005



ALMOND

2006



CAFE BROWN

2007



CARAMEL

2010



AGAVE

2012




PORCELAIN

2013




BRICK RED

2016




KONA

2021




PEBBLE

2024



ADOBE

2025



## SHORT FORM SPECIFICATION

### SIZES: STRAIGHTS/ENDS

- 8" X 24" X 2½"
- 10¼" X 24" X 2½"
- 12" X 24" X 2½"
- 14" X 24" X 2½"
- 16" X 24" X 2½"
- 24" X 24" X 2½" (<sup>STRAIGHT ONLY</sup>)

### CORNERS

- 8" X 12" X 2½"
- 10¼" X 12" X 2½"
- 12" X 14" X 2½"
- 14" X 16" X 2½"
- 16" X 18" X 2½"

### FLAT PILASTER CAP

- 10" X 18" X 2½"
- 14" X 14" X 2½"
- 16" X 16" X 2½"
- 19" X 19" X 2½"
- 22" X 22" X 2½"
- 24" X 24" X 2½"
- 28" X 28" X 2½"

### PEAKED PILASTER CAPS

- 14" X 14" X 3¾"
- 16" X 16" X 4"
- 19" X 19" X 4¼"
- 22" X 22" X 4¾"
- 24" X 24" X 4½"
- 28" X 28" X 5"

### RADIUS PIECES

- WIDTH: 10¼"
- WIDTH: 12", 14"
- WIDTH: 16"

- RADIUS: 2', 3', 4', 6', 8', 10', 12', 14', 16'
- RADIUS: 4', 6', 8', 10', 12', 14', 16'
- RADIUS: 4', 6', 8'



RADIUS IS MEASURED TO THE OUTSIDE EDGE ON ALL WALL CAP

ALL SIZES ARE NOMINAL.

WALL CAP MEASUREMENTS ARE TO THE OUTSIDE EDGE OF THE BULLNOSE WITH A 1" OVERHANG ON EACH SIDE.

MATERIAL: 4,000 PSI HARDROCK CONCRETE, TYPE III CEMENT

FINISH: SMOOTH, VERANOSTONE® OR HERMOSASTONE® (ADDITIONAL SWATCHES ON PAGES 24-25)


COLOR CHOICE: USING ACTUAL SAMPLES IS STRONGLY RECOMMENDED

DETAILS: VISIT [STEPSTONEDEALER.COM](http://STEPSTONEDEALER.COM) FOR DRAWINGS AND DIMENSIONS


PRODUCT SHOWN: CLASSIC WALL CAP AND CLASSIC PILASTER CAP IN GRANADA WHITE #501



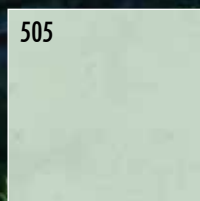
GRANADA WHITE



FRENCH GRAY



ICEBERG GREEN




ALMOND




CAFE BROWN




CARAMEL



AGAVE



PORCELAIN




BRICK RED



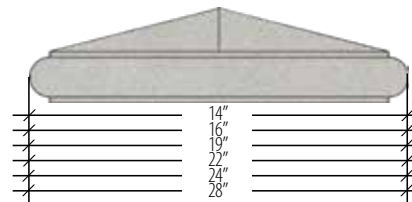


KONA




PEBBLE



ADOBE





GRANADA WHITE

2001



FRENCH GRAY

2004



ICEBERG GREEN

2005



ALMOND

2006



CAFE BROWN

2007



CARAMEL

2010



AGAVE

2012



PORCELAIN

2013




BRICK RED

2016




KONA

2021




PEBBLE

2024



ADOBE

2025



## SHORT FORM SPECIFICATION

SIZES:	<u>STRAIGHTS/ENDS</u>	<u>CORNERS</u>	<u>PILASTER CAPS</u>
	7¼" X 24" X 3⅜" 9¼" X 24" X 3⅜" 13¼" X 24" X 3⅜" 20¼" X 24" X 3⅜"	7¼" X 10" X 3⅜" 9¼" X 12" X 3⅜" 13¼" X 16" X 3⅜" 20¼" X 23" X 3⅜"	13½" X 13½" X 3⅜" 15½" X 15½" X 3⅜" 20" X 20" X 3⅜" 23½" X 23½" X 3⅜" 27½" X 27½" X 3⅜"
	<u>RADIUS PIECES</u>		
	Width: 9¼"      Radius: 2', 4', 6', 8'		
	ALL SIZES ARE NOMINAL.		

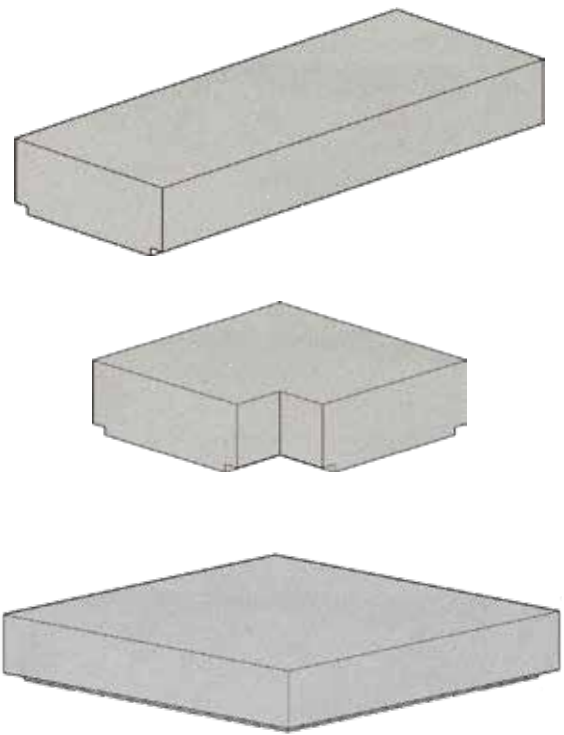
MATERIAL: 4,000 PSI HARDROCK CONCRETE, TYPE III CEMENT

FINISH: SMOOTH, VERANOSTONE® OR HERMOSASTONE® (ADDITIONAL SWATCHES ON PAGES 24-25)

COLOR CHOICE: USING ACTUAL SAMPLES IS STRONGLY RECOMMENDED

DETAILS: VISIT [STEPSTONEDEALER.COM](http://STEPSTONEDEALER.COM) FOR DRAWINGS AND DIMENSIONS

PRODUCT SHOWN: SQUARE MODULAR WALL CAP, PAVERS AND GARDEN STEP IN PORCELAIN #2013



GRANADA WHITE

501



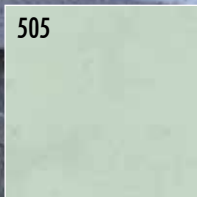
FRENCH GRAY

504




ICEBERG GREEN

505




ALMOND

506




CAFE BROWN

507




CARAMEL

510




AGAVE

512



PORCELAIN

513



BRICK RED

516



KONA

521



PEBBLE

524



ADOBE

525





GRANADA WHITE

2001



FRENCH GRAY

2004



ICEBERG GREEN

2005



ALMOND

2006



CAFE BROWN

2007



CARAMEL

2010



AGAVE

2012



PORCELAIN

2013




BRICK RED

2016




KONA

2021




PEBBLE

2024



ADOBE

2025



## SHORT FORM SPECIFICATION

SIZES:

<p><u>CLASSIC</u> 14" X 24" X 2½"</p> <p>INSIDE AND OUTSIDE CORNERS INSIDE RADIUS: 1', 2', 3', 4', 6', 8' OUTSIDE RADIUS: 2', 3', 4', 6', 8' 1" RADIUS BULLNOSE WITH ¼" TOP AND BOTTOM REVEAL</p>	<p><u>MODERN</u> 18" X 18" X 2" 18" X 24" X 2"</p> <p>STRAIGHTS AND OUTSIDE CORNERS 1" RADIUS BULLNOSE</p>	<p><u>SQUARE MODULAR</u> 12" X 24" X 2½" 16" X 24" X 2½" 16" X 36" X 2½" 16" X 16" X 2½" 16" OUTSIDE CORNERS OUTSIDE RADIUS: 2', 4', 6', 8'</p>
<u>RISER BLOCK</u> 3" X 4" X 24"	<u>RISER TILE</u> 6" X 12" X 1"	

ALL SIZES ARE NOMINAL.

MATERIAL: 4,000 PSI HARDROCK CONCRETE, TYPE III CEMENT

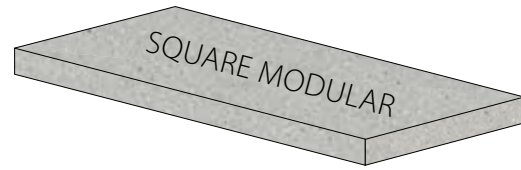
FINISH: STIPPLED, VERANOSTONE® OR HERMOSASTONE® (ADDITIONAL SWATCHES ON PAGES 24-25)

COLOR CHOICE: USING ACTUAL SAMPLES IS STRONGLY RECOMMENDED

DETAILS: VISIT [STEPSTONEDEALER.COM](http://STEPSTONEDEALER.COM) FOR DRAWINGS, DIMENSIONS AND RADIUS FINDER

BUILDING CODE: CHECK WITH LOCAL JURISDICTIONS FOR REQUIREMENTS

PRODUCT SHOWN: SQUARE MODULAR GARDEN STEP IN CAFE BROWN #2007




GRANADA WHITE




FRENCH GRAY



ICEBERG GREEN




ALMOND




CAFE BROWN




CARAMEL



AGAVE



PORCELAIN



BRICK RED



KONA



PEBBLE



ADOBE






**CAFE BROWN**




**SANTA FE BUFF**



**FRENCH GRAY**



**GRANADA WHITE**



**"B"**  
**BROOM**  
**FINISH**



## SHORT FORM SPECIFICATION

SIZES: 11" X 36" UP TO 48" X 2½" ALL SIZES ARE NOMINAL

MATERIAL: 5,000 PSI HARDROCK CONCRETE, TYPE III CEMENT

REINFORCEMENT: ZINC-PLATED WELDED WIRE MESH

FINISH: BROOM OR EXPOSED AGGREGATE


COLOR CHOICE: USING ACTUAL SAMPLES IS STRONGLY RECOMMENDED

NOSE FINISH: SMOOTH OR EXPOSED AGGREGATE

DETAILS: VISIT [STEPSTONEDEALER.COM](http://STEPSTONEDEALER.COM) FOR DRAWINGS AND DIMENSIONS

BUILDING CODE: CHECK WITH LOCAL JURISDICTIONS FOR REQUIREMENTS


PRODUCT SHOWN: WEDGE OPEN RISER AND PAVERS IN ALMOND #2006



CARAMEL



SANTA FE BUFF



GRANADA WHITE



"E"  
EXPOSED  
AGGREGATE



CHARCOAL



YELLOW

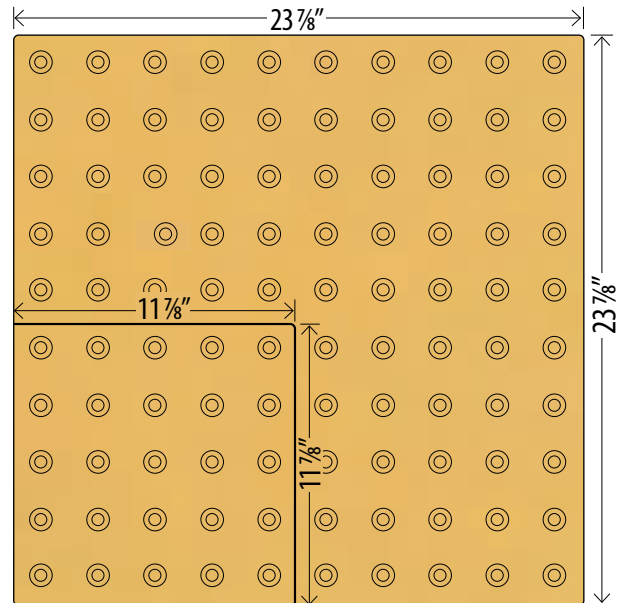
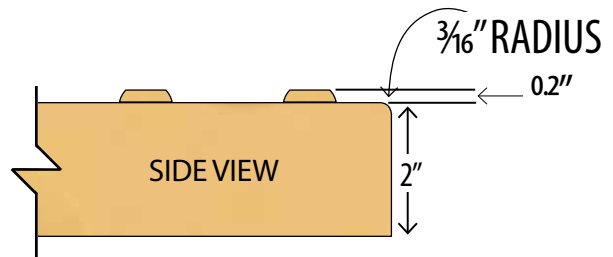
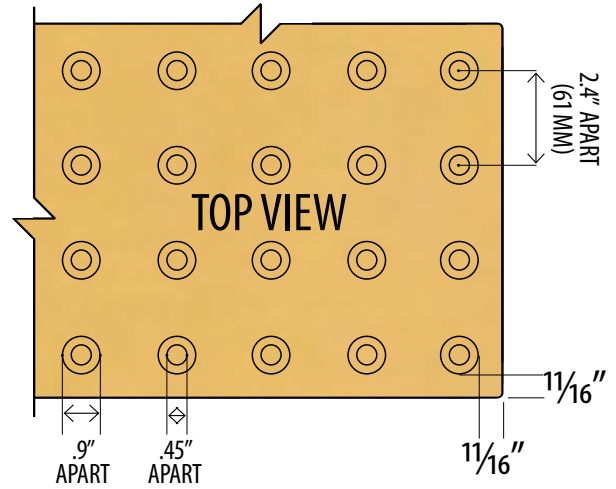


BRICK RED



## SHORT FORM SPECIFICATION

SIZES: 12" X 12" AND 24" X 24" ARE 2" THICK; ALL SIZES ARE NOMINAL  
ORIENTATION OF DOMES ON CAST PAVERS IS +/- 1/16" OF SPECIFIED DIMENSIONS  
ALL DIMENSIONS LISTED ARE INTENDED TO MEET ADA SPECIFICATIONS  
MATERIAL: 4,000 PSI HARDROCK CONCRETE, TYPE III CEMENT  
FINISH: STIPPLED OR SANDBLAST  
COLOR CHOICE: USING ACTUAL SAMPLES IS STRONGLY RECOMMENDED  
DETAILS: VISIT [STEPSTONEDEALER.COM](http://STEPSTONEDEALER.COM) FOR DRAWINGS AND DIMENSIONS



## VERANOSTONE® COLORS


GRANADA WHITE



FRENCH GRAY



ICEBERG GREEN



ALMOND



CAFE BROWN



CARAMEL



AGAVE




PORCELAIN




BRICK RED



KONA



PEBBLE



ADOBE




## HERMOSASTONE® COLORS


GRANADA WHITE



FRENCH GRAY



ICEBERG GREEN



ALMOND



CAFE BROWN



CARAMEL



AGAVE



PORCELAIN



BRICK RED



KONA



PEBBLE



ADOBE



## CLASSIC® COLORS (SMOOTH & STIPPLED FINISH)


GRANADA WHITE




FRENCH GRAY



ICEBERG GREEN



ALMOND




CAFE BROWN




CARAMEL



AGAVE



PORCELAIN



BRICK RED



KONA



PEBBLE

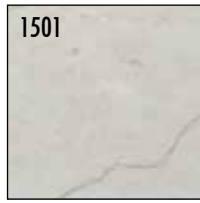


ADOBE



# SONORASTONE® COLORS

GRANADA WHITE



FRENCH GRAY



ALMOND



CAFE BROWN




CARAMEL



AGAVE



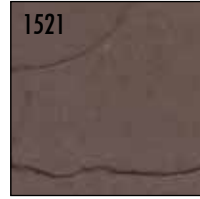
PORCELAIN



BRICK RED



KONA



PEBBLE



ADOBE



# STEPTREAD COLORS

CAFE BROWN



SANTA FE BUFF



FRENCH GRAY



GRANADA WHITE




"B"  
BROOM  
FINISH


CARAMEL



SANTA FE BUFF



GRANADA WHITE



"E"  
EXPOSED  
AGGREGATE

DUE TO LIGHTING AND PHOTO EDITING, IMAGES DO NOT ALWAYS ACCURATELY DEPICT OUR PRODUCT COLORS. ALL OF OUR PRODUCTS ARE MADE BY HAND FROM NATURAL MATERIALS. VARIATIONS IN COLOR ARE TO BE EXPECTED. WE ALWAYS RECOMMEND SELECTING COLORS FROM ACTUAL CONCRETE SAMPLES. PLEASE FEEL FREE TO CONTACT US FOR SAMPLES AT 800.572.9029 OR USE OUR WEBSITE STEPSTONEDEALER.COM.



CONTACT US





VISIT STEPSTONEDEALER.COM FOR OUR FULL PRODUCT CATALOGUE



**WORKSHEETS**



**FAQ'S & REPORTS**



**\*STEPSTONE PICS**

PLEASE NOTE: ALL OF OUR PRODUCTS ARE MADE BY HAND FROM NATURAL MATERIALS. VARIATIONS IN COLOR ARE TO BE EXPECTED. TO CONFIRM COLOR, PLEASE REFER TO ACTUAL CONCRETE SAMPLES BEFORE PLACING ORDER. SOME MINOR CHIPPING MAY RESULT FROM SHIPPING, BUT IS NOT DETRIMENTAL TO APPEARANCE OR FUNCTION. STEPSTONE, INC. RECOMMENDS SEALING TO AID IN GROUT REMOVAL AND CLEANING PRIOR TO INSTALLATION. GROUT NATURALLY WILL BOND WITH CONCRETE. IMMEDIATELY REMOVE ANY GROUT SLURRY THAT COMES IN CONTACT WITH THE FINISHED FACE OF THE PRECAST CONCRETE PIECES. ALL SIZES ARE NOMINAL. SEE DETAILS FOR FURTHER INFORMATION. AVAILABLE IN OTHER STANDARD COLORS.

07-2023