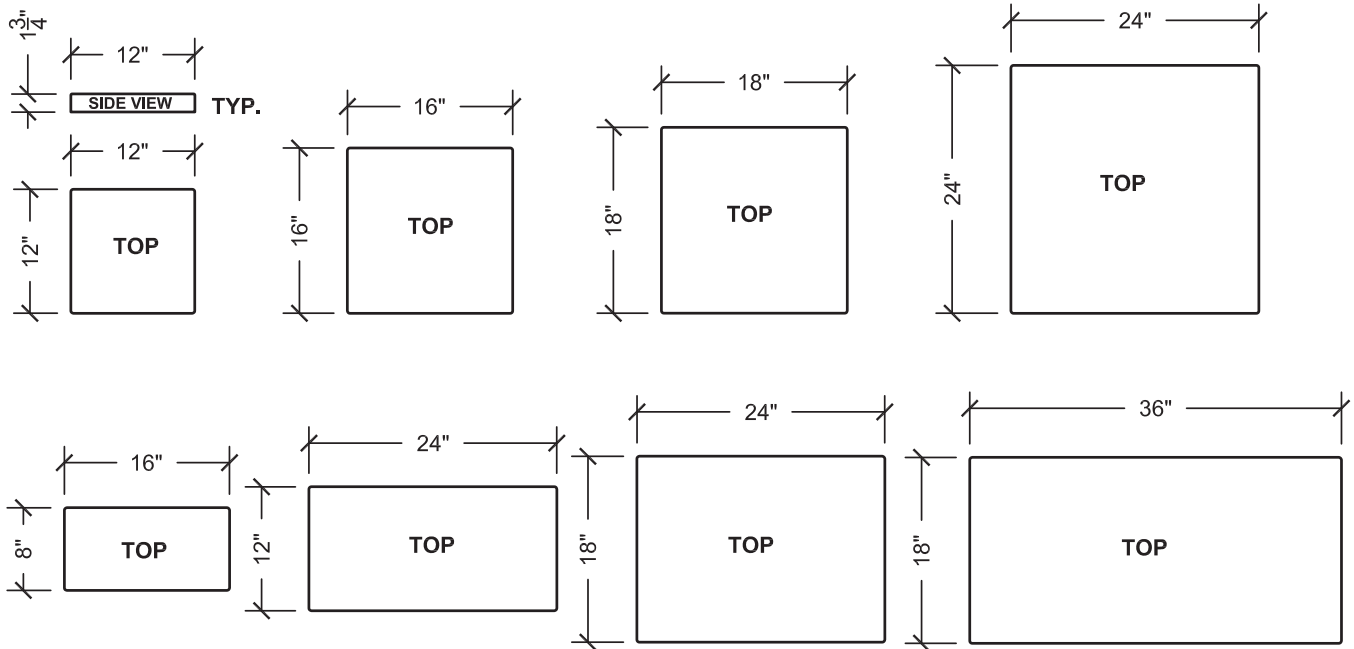


PAVER DETAILS	PAGE #
PAVERS - GENERAL DETAILS	2
NARROW MODULAR PAVER - GENERAL DETAILS	3
HEXAGONAL PAVER - WHOLE PIECE DETAILS	4
HEXAGONAL PAVER - FLAT HALF DETAILS	5
HEXAGONAL PAVER - POINT HALF DETAILS	6
SONORASTONE® PAVERS - GENERAL DETAILS	7
BORDERSTONE - GENERAL DETAILS	8
TRUNCATED DOME - GENERAL DETAILS	9
ASHLAR PATTERN	10
RANDOM PATTERNS	11-2

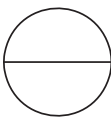


**ROUNDS ARE AVAILABLE.
ASK YOUR SALES
REPRESENTATIVE FOR SIZES**

NOTES:

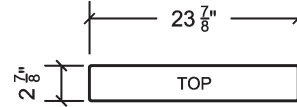
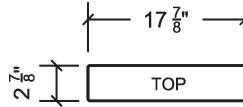
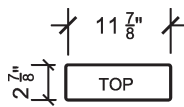
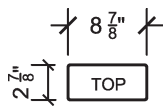
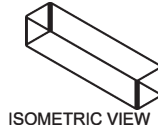
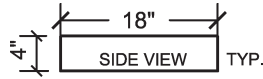
1. PRECAST CONCRETE UNITS ARE INDIVIDUALLY HAND CAST. LENGTHS ARE APPROXIMATE. SOME VARIATIONS ARE EXPECTED. HERMOSASTON™ / VERANOSTONE® PAVERS SHALL BE 1-3/4" THICK.
2. HERMOSASTON™ / VERANOSTONE® PAVERS SHALL HAVE A MINIMUM COMPRESSIVE STRENGTH OF 4,000 P.S.I.
3. PRECAST UNIT MAY BE CUT TO FIELD CONDITIONS. INSTALLATIONS TO BE COMPLETED IN ACCORDANCE WITH GENERALLY ACCEPTED MASONRY PRACTICES.
4. HERMOSASTON™ / VERANOSTONE® HAVE A SANDBLAST FINISH. ALL SIZES ARE ALSO AVAILABLE IN AN EXPOSED AGGREGATE FINISHES.
5. HERMOSASTON™ / VERANOSTONE® PAVERS ARE AVAILABLE IN TWELVE (12) STANDARD COLORS.
6. ALL DIMENSIONS ARE NOMINAL. SEE SPECIFICATIONS FOR TOLERANCES.

HERMOSASTONE™ / VERANOSTONE® PAVERS - GENERAL DETAILS



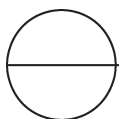
SCALE: N.T.S.

NARROW MODULAR PAVERS



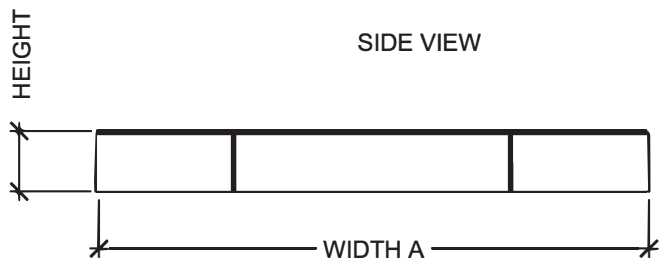
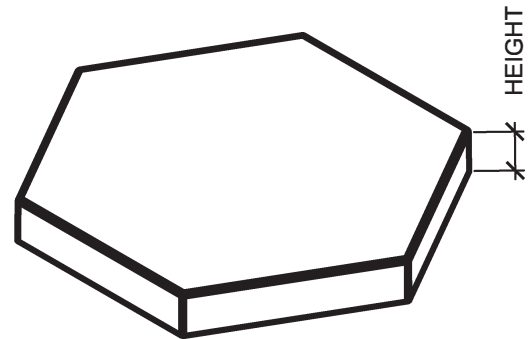
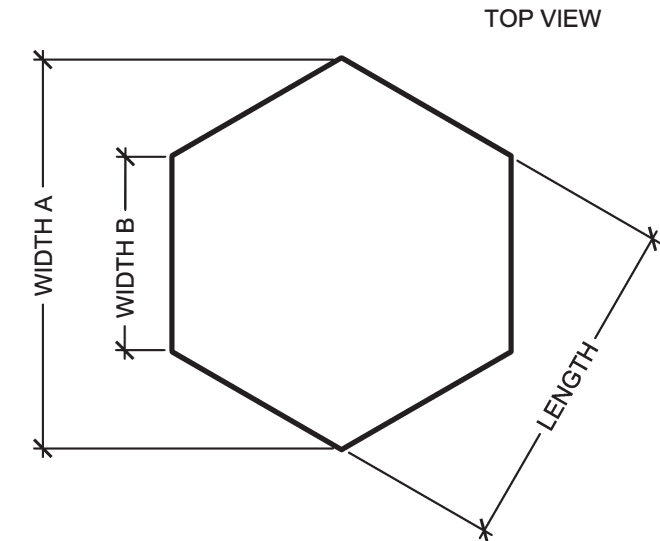
NOTES:

1. NARROW MODULAR PAVERS SHOWN ABOVE SHALL BE 4" THICK AS MANUFACTURED BY STEPSTONE, INC. PAVERS SHALL HAVE A MINIMUM COMPRESSIVE STRENGTH OF 4,000 P.S.I.
2. NARROW MODULAR PAVERS BY STEPSTONE INC ARE MANUFACTURED WITH $\frac{1}{16}$ " SPACER FOR INSTALLATION
3. THESE PAVERS CAN BE MORTAR SET OR SAND SET
4. SANDBLAST FINISH - VERANOSTONE® OR HERMOSASTONE®
5. NARROW MODULAR PAVERS ARE AVAILABLE IN TWELVE (12) STANDARD COLORS. CUSTOM COLORS AND SIZES MAY BE AVAILABLE UPON REQUEST.
6. ALL DIMENSIONS ARE NOMINAL. ALL SIDES HAVE DRAFT. SEE SPECIFICATIONS FOR TOLERANCES



**NARROW MODULAR PAVERS -
GENERAL DETAILS**

SCALE: N.T.S.

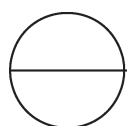


ISOMETRIC VIEW

HEIGHT:	LENGTH:	WIDTH A:	WIDTH B:
$1\frac{3}{4}"$	16"	$18\frac{1}{4}"$	$9\frac{1}{8}"$
$1\frac{3}{4}"$	$20\frac{1}{2}"$	24"	12"
$1\frac{3}{4}"$	24"	$27\frac{1}{2}"$	$13\frac{3}{4}"$

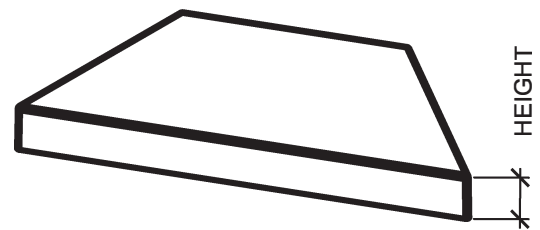
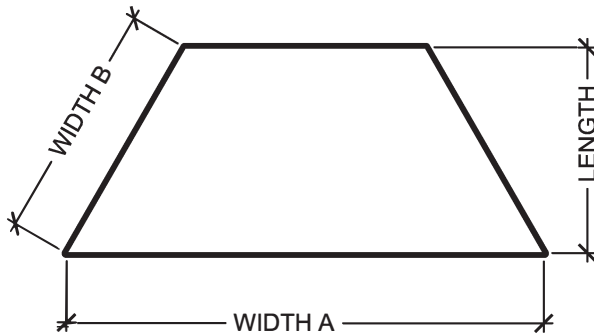
NOTES:

1. PRECAST UNITS ARE INDIVIDUALLY HAND CAST. LENGTHS ARE APPROXIMATE. SOME VARIATIONS ARE EXPECTED.
2. INSTALLATION TO BE COMPLETED IN ACCORDANCE WITH GENERALLY ACCEPTED MASONRY PRACTICES.
3. HEXAGONAL PAVERS ARE AVAILABLE IN TWELVE (12) STANDARD COLORS. CUSTOM COLORS MAY BE AVAILABLE UPON REQUEST.
4. ALL SIDES HAVE DRAFT. SEE SPECIFICATIONS FOR TOLERANCES.

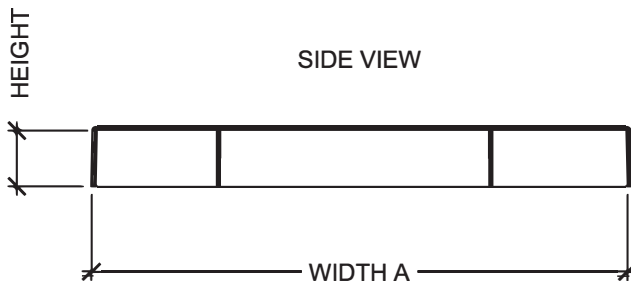


HEXAGONAL PAVER SCALE: N.T.S.

TOP VIEW



SIDE VIEW

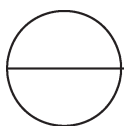


ISOMETRIC VIEW

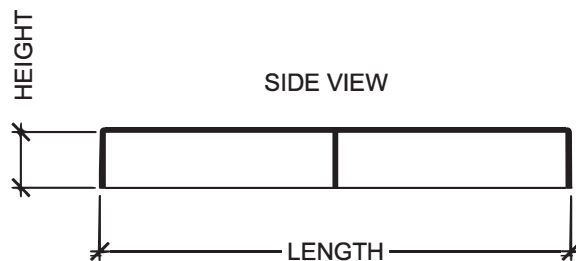
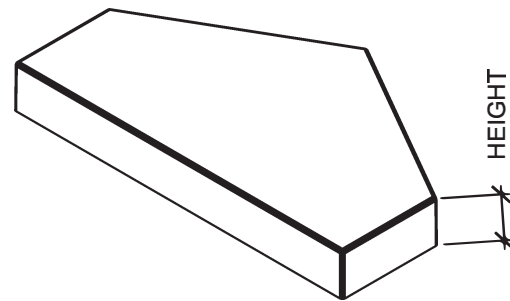
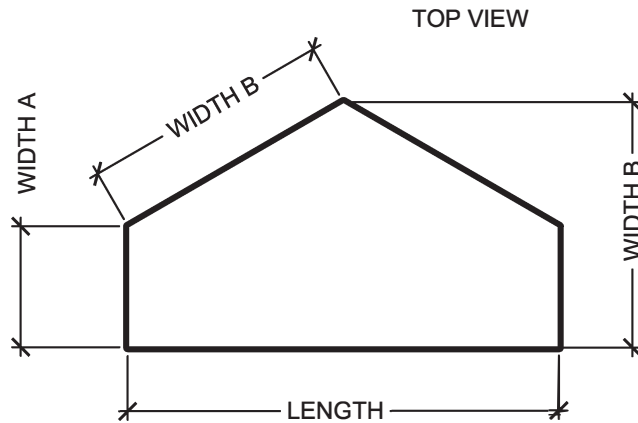
HEIGHT:	LENGTH:	WIDTH A:	WIDTH B:
1 $\frac{3}{4}$ "	8"	18 $\frac{1}{4}$ "	9 $\frac{1}{8}$ "
1 $\frac{3}{4}$ "	10 $\frac{1}{4}$ "	24"	12"
1 $\frac{3}{4}$ "	12"	27 $\frac{1}{2}$ "	13 $\frac{3}{4}$ "

NOTES:

1. PRECAST UNITS ARE INDIVIDUALLY HAND CAST. LENGTHS ARE APPROXIMATE. SOME VARIATIONS ARE EXPECTED.
2. INSTALLATION TO BE COMPLETED IN ACCORDANCE WITH GENERALLY ACCEPTED MASONRY PRACTICES.
3. HEXAGONAL PAVERS ARE AVAILABLE IN TWELVE (12) STANDARD COLORS. CUSTOM COLORS MAY BE AVAILABLE UPON REQUEST.
4. ALL SIDES HAVE DRAFT. SEE SPECIFICATIONS FOR TOLERANCES.



HEXAGONAL PAVER - FLAT HALF SCALE: N.T.S.

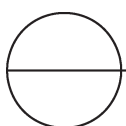


ISOMETRIC VIEW

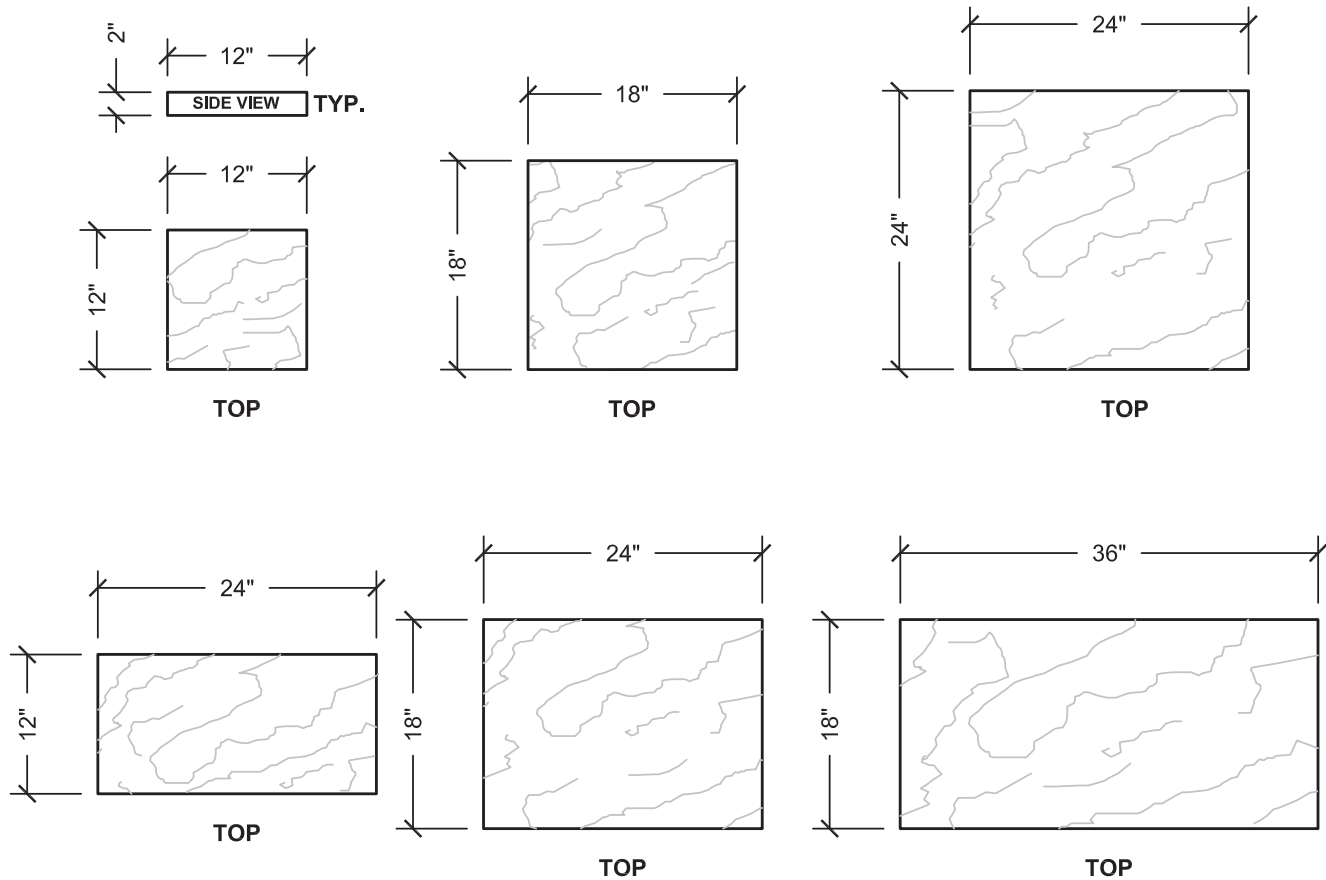
HEIGHT:	LENGTH:	WIDTH A:	WIDTH B:
$1\frac{3}{4}"$	16"	$4\frac{1}{2}"$	$9\frac{1}{8}"$
$1\frac{3}{4}"$	$20\frac{1}{2}"$	6"	12"
$1\frac{3}{4}"$	24"	7"	$13\frac{3}{4}"$

NOTES:

1. PRECAST UNITS ARE INDIVIDUALLY HAND CAST. LENGTHS ARE APPROXIMATE. SOME VARIATIONS ARE EXPECTED.
2. INSTALLATION TO BE COMPLETED IN ACCORDANCE WITH GENERALLY ACCEPTED MASONRY PRACTICES.
3. HEXAGONAL PAVERS ARE AVAILABLE IN TWELVE (12) STANDARD COLORS. CUSTOM COLORS MAY BE AVAILABLE UPON REQUEST.
4. ALL SIDES HAVE DRAFT. SEE SPECIFICATIONS FOR TOLERANCES.



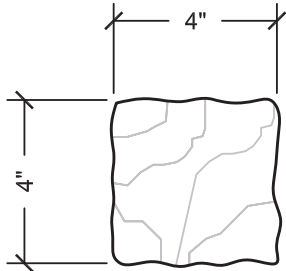
HEXAGONAL PAVER - POINT HALF SCALE: N.T.S.



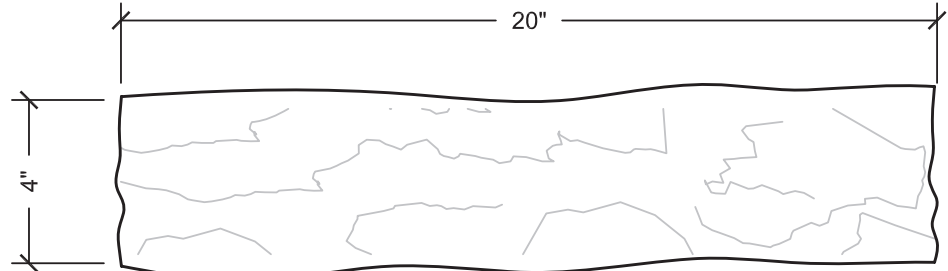
NOTES:

1. PRECAST CONCRETE UNITS ARE INDIVIDUALLY HAND CAST. LENGTHS ARE APPROXIMATE. SOME VARIATIONS ARE EXPECTED. SONORASTONE® PAVERS SHALL BE 2" THICK.
2. ALL SONORASTONE® PAVERS SHALL HAVE A MINIMUM COMPRESSIVE STRENGTH OF 4,000 P.S.I.
3. PRECAST UNIT MAY BE CUT TO FIELD CONDITIONS. INSTALLATIONS TO BE COMPLETED IN ACCORDANCE WITH GENERALLY ACCEPTED MASONRY PRACTICES.
4. SLATE FINISH.
5. SONORASTONE® PAVERS ARE AVAILABLE IN SEVEN (7) VARIEGATED COLORS AND TWELVE (12) STANDARD COLORS. CUSTOM COLORS AND SIZES MAY BE AVAILABLE UPON REQUEST.
6. ALL DIMENSIONS ARE NOMINAL. ALL SIDES HAVE DRAFT. SEE SPECIFICATIONS FOR TOLERANCES.

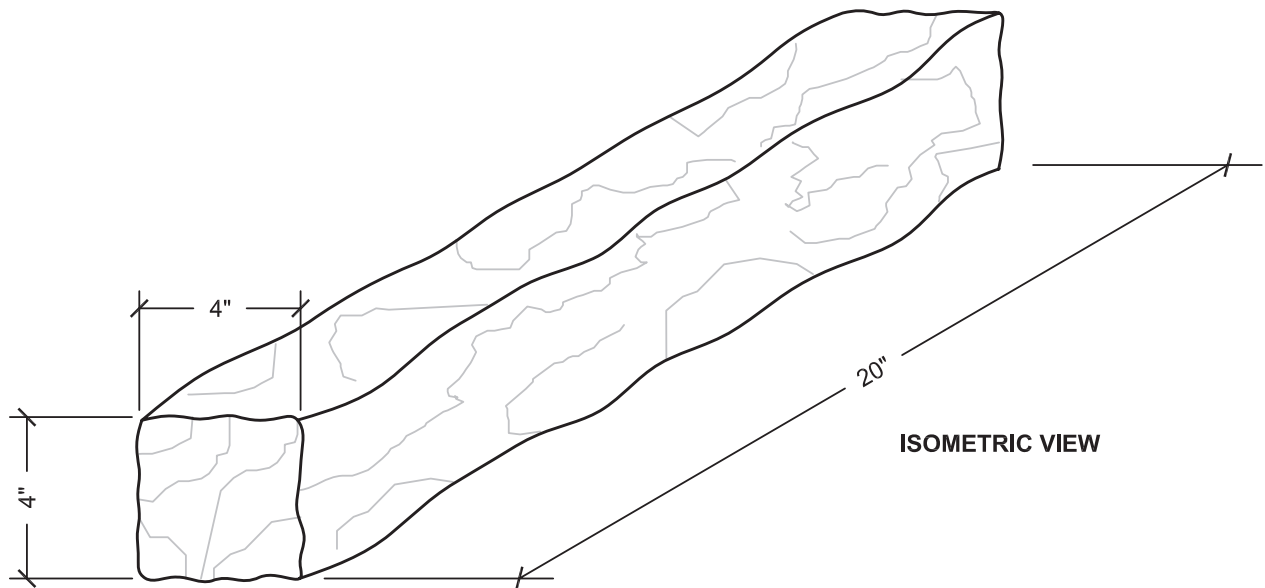
 **SONORASTONE® PAVERS - GENERAL DETAILS**
SCALE: N.T.S.



SECTION VIEW



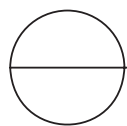
SIDE VIEW



ISOMETRIC VIEW

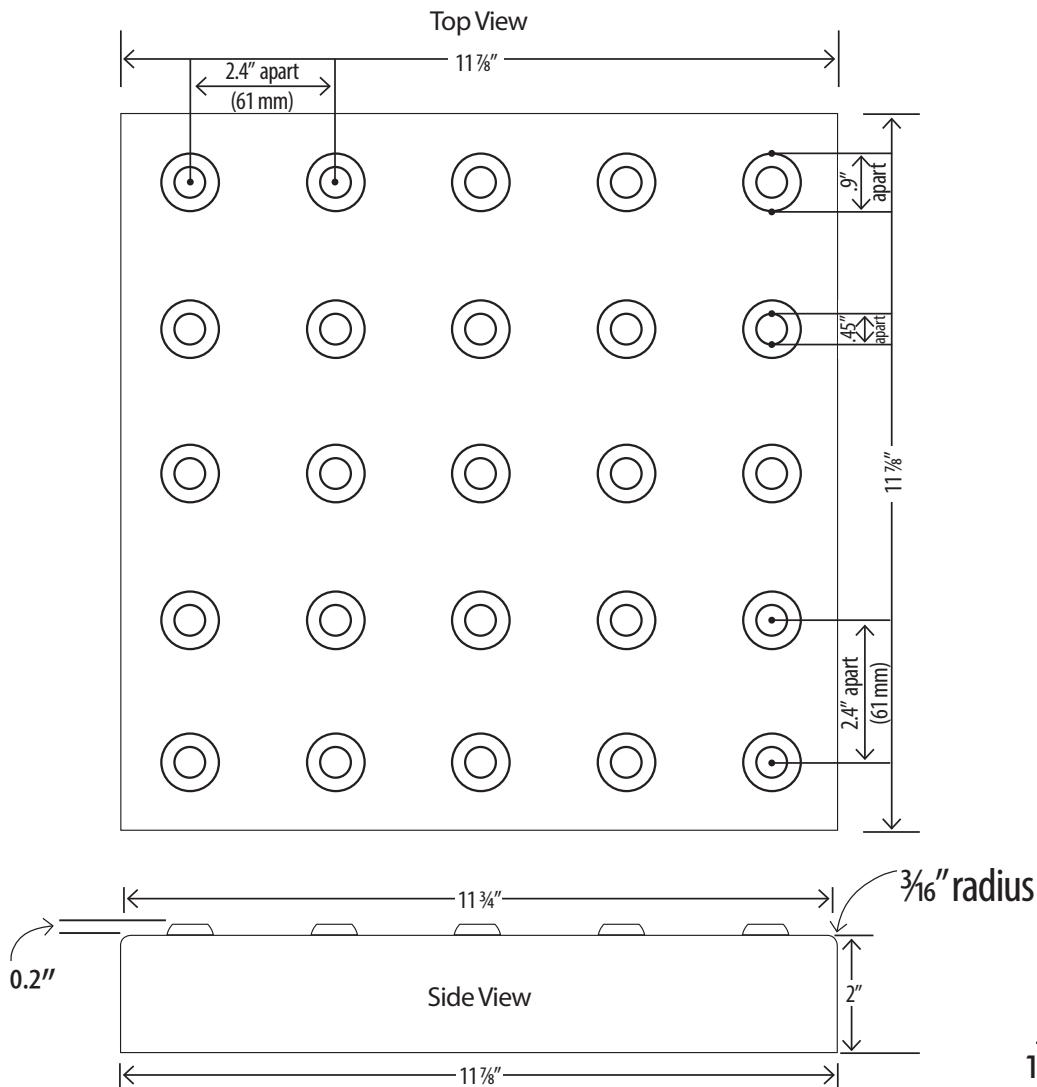
NOTES:

1. PRECAST UNITS ARE INDIVIDUALLY HAND CAST. LENGTHS ARE APPROXIMATE. SOME VARIATIONS ARE EXPECTED.
2. BORDERSTONE™ SHALL HAVE A MINIMUM COMPRESSIVE STRENGTH OF 4,000 P.S.I.
3. PRECAST UNITS MAY BE CUT TO FIT FIELD CONDITIONS. INSTALLATION TO BE COMPLETED IN ACCORDANCE WITH GENERALLY ACCEPTED MASONRY PRACTICES.
4. SLATE FINISH ON TOP AND SIDES.
5. BORDERSTONE™ IS AVAILABLE IN SEVEN (7) VARIEGATED COLORS AND TWELVE (12) STANDARD COLORS.
6. ALL DIMENSIONS ARE NOMINAL. SEE SPECIFICATIONS FOR TOLERANCES.



BORDERSTONE,™ 20" x 4" x 4"

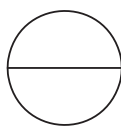
SCALE: N.T.S.



PAVER SIZES
12" x 12" x 2"
24" x 24" x 2"

NOTES:

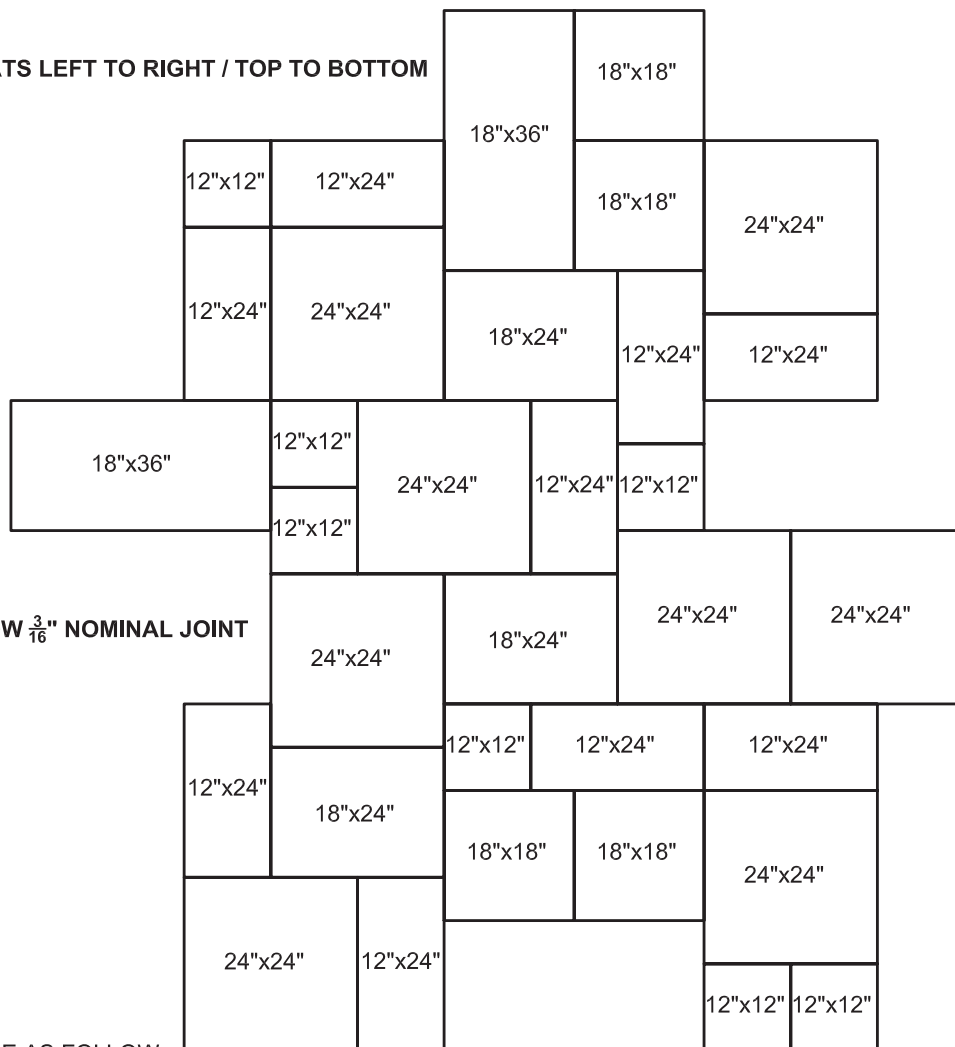
1. PRECAST UNITS ARE INDIVIDUALLY HAND CAST. LENGTHS ARE APPROXIMATE. SOME VARIATIONS ARE EXPECTED.
2. INSTALLATION TO BE COMPLETED IN ACCORDANCE WITH GENERALLY ACCEPTED MASONRY PRACTICES.
3. TRUNCATED DOME PAVERS ARE AVAILABLE IN TWELVE (12) STANDARD COLORS INCLUDING FEDERAL YELLOW.
4. SEE SPECIFICATIONS FOR TOLERANCES.



ALIGNED TRUNCATED DOME PAVER

SCALE: N.T.S.

PATTERN REPEATS LEFT TO RIGHT / TOP TO BOTTOM

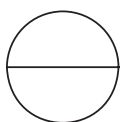


Note:

ALLOW $\frac{3}{16}$ " NOMINAL JOINT

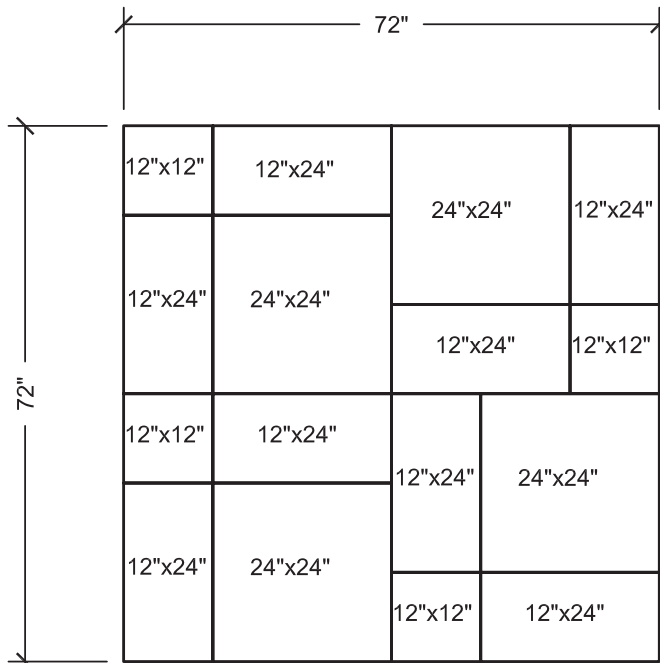
NOTES:
PATTERNS ARE AS FOLLOW,

7 PIECES.	12" x 12"	(1 S.F. EACH).....	7 SQUARE FEET
9 PIECES.	12" x 24"	(2 S.F. EACH).....	18 SQUARE FEET
8 PIECES.	24" x 24"	(4 S.F. EACH).....	32 SQUARE FEET
4 PIECES.	18" x 18"	(2.25 S.F. EACH).....	9 SQUARE FEET
3 PIECES.	18" x 24"	(3 S.F. EACH).....	9 SQUARE FEET
2 PIECES.	18" x 36"	(4.5 S.F. EACH).....	9 SQUARE FEET



ASHLAR PATTERN GUIDE

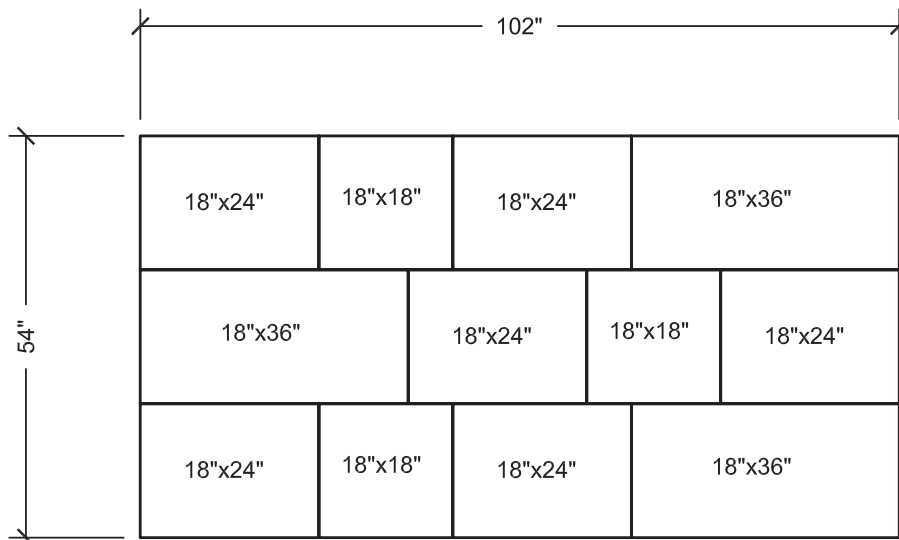
SCALE: N.T.S.



**RANDOM PATTERN
USING SIZES:**

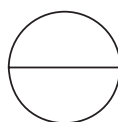
**12" x 12"
12" x 24"
24" x 24"**

**NOTE:
SIZES NOMINAL**



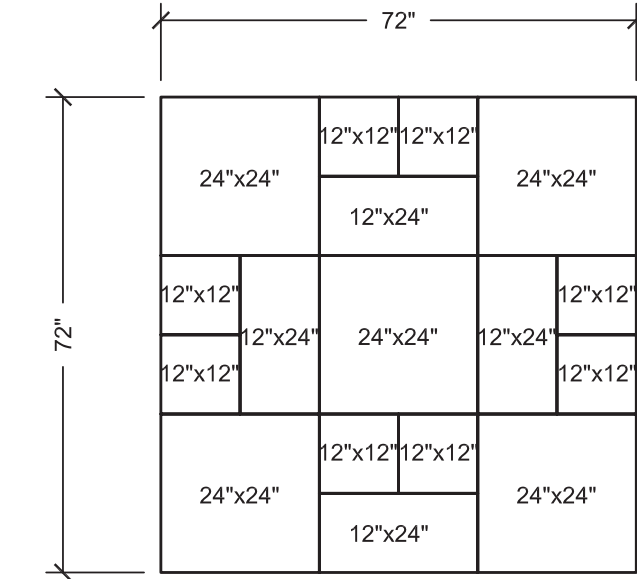
**RANDOM PATTERN
USING SIZES:**

**18" x 18"
18" x 24"
18" x 36"**



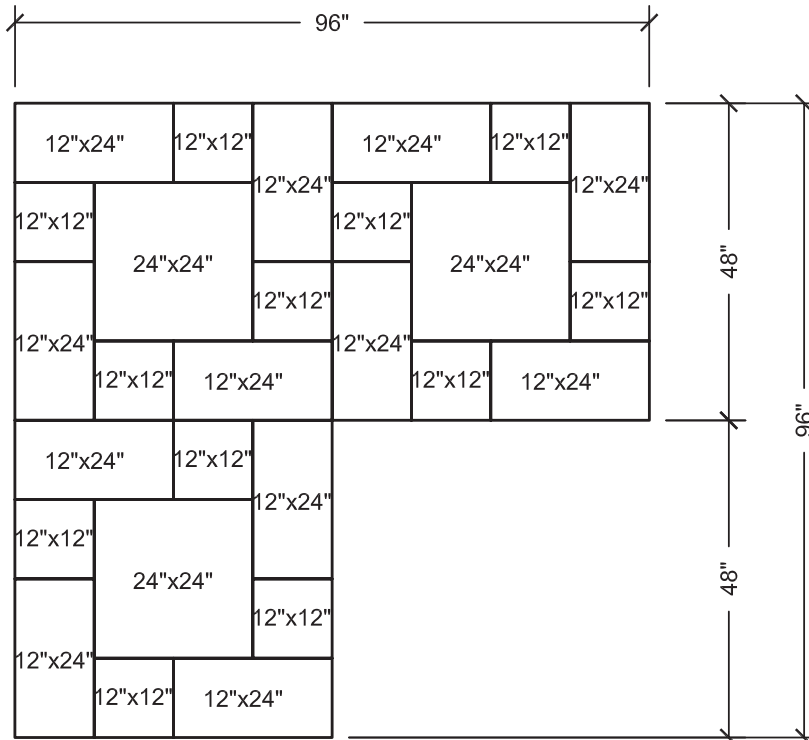
RANDOM PATTERN GUIDES

SCALE: N.T.S.



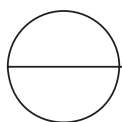
**RANDOM PATTERN
USING SIZES:**

**12" x 12"
12" x 24"
24" x 24"**



**RANDOM PATTERN
USING SIZES:**

**12" x 12"
12" x 24"
24" x 24"**



RANDOM PATTERN GUIDES

SCALE: N.T.S.