

WALL CAP DETAILS PAGE

CLASSIC WALL CAP BY STEPSTONE

CLASSIC WALL CAP - GENERAL DETAILS	3
CLASSIC WALL CAP - SIZES	4
CLASSIC WALL CAP - GENERAL RADIUSSES	5
CLASSIC WALL CAP WITH RADIUS 10-1/4"WIDTH	6
CLASSIC WALL CAP WITH RADIUS 12"WIDTH	7
CLASSIC WALL CAP WITH RADIUS 14"WIDTH	8
CLASSIC WALL CAP WITH RADIUS 16"WIDTH	9
CLASSIC PILASTER CAP - GENERAL DETAILS	10
CLASSIC PILASTER CAP - SIZES, FLAT AND PEAKED	11
CLASSIC PILASTER CAP WITH CENTER HOLE	12
CLASSIC FIRE PIT CAP	13

SONORASTONE® WALL CAP - PEAKED

SONORASTONE® PEAKED WALL CAP - GENERAL DETAILS	14
SONORASTONE® PEAKED WALL CAP - SIZES	15
SONORASTONE® PEAKED PILASTER CAP - SIZES	16

SONORASTONE® WALL CAP - FLAT

SONORASTONE® FLAT WALL CAP - GENERAL DETAILS	17
SONORASTONE® FLAT WALL CAP - SIZES	18
SONORASTONE® FLAT WALL CAP - GENERAL RADIUSSES	19
SONORASTONE® FLAT WALL CAP WITH RADIUS 7-1/4"WIDTH	20
SONORASTONE® FLAT WALL CAP WITH RADIUS 9-1/4"WIDTH	21
SONORASTONE® FLAT WALL CAP WITH RADIUS 13-1/4"WIDTH	22
SONORASTONE® FLAT PILASTER CAP - SIZES	23
SONORASTONE® LOW WALL SEAT	24
SONORASTONE® FIRE PIT CAP	25

SQUARE MODULAR WALL CAP

SQUARE MODULAR WALL CAP - STRAIGHT	26
SQUARE MODULAR WALL CAP - CORNER	27
SQUARE MODULAR WALL CAP - END	28
SQUARE MODULAR WALL CAP - RADIUS	29
SQUARE MODULAR PILASTER CAP	30

SQUARE WALL CAP 2 1/2"

SQUARE WALL CAP - STRAIGHT	31
SQUARE WALL CAP - CORNER	32
SQUARE WALL CAP - END	33

DEALER DIVISION

CLASSIC WALL CAP

8" X 24" X 2 1/2"
10 1/4" X 24" X 2 1/2"
12" X 24" X 2 1/2"
14" X 24" X 2 1/2"
16" X 24" X 2 1/2"
24" X 24" X 2 1/2"

CLASSIC PILASTER CAP FLAT

14" X 14" X 2 1/2"
16" X 16" X 2 1/2"
19" X 19" X 2 1/2"
22" X 22" X 2 1/2"
24" X 24" X 2 1/2"
28" X 28" X 2 1/2"

CLASSIC PILASTER CAP PEAKED

14" X 14" X 3 3/4"
16" X 16" X 4"
19" X 19" X 4 1/4"
22" X 22" X 4 3/8"
24" X 24" X 4 1/2"
28" X 28" X 5"

SONORASTONE® WALL CAP FLAT

10" X 24" X 2 1/2"
12" X 24" X 2 1/2"
16" X 24" X 2 1/2"

SONORASTONE® WALL CAP PEAKED

9 1/4" X 24" X 3"
12 1/4" X 24" X 3 1/4"
16 1/4" X 24" X 3 3/4"

SONORASTONE® PILASTER CAP FLAT

18 1/4" X 18 1/4" X 3"
24 1/4" X 24 1/4" X 3"
24 1/4" X 18 1/4" X 3"

SONORASTONE® PILASTER CAP PEAKED

13 1/4" X 13 1/4" X 3 1/2"
18 1/4" X 18 1/4" X 4"
22 1/4" X 22 1/4" X 4 3/8"
24 1/4" X 24 1/4" X 4 3/4"

SQUARE MODULAR WALL CAP

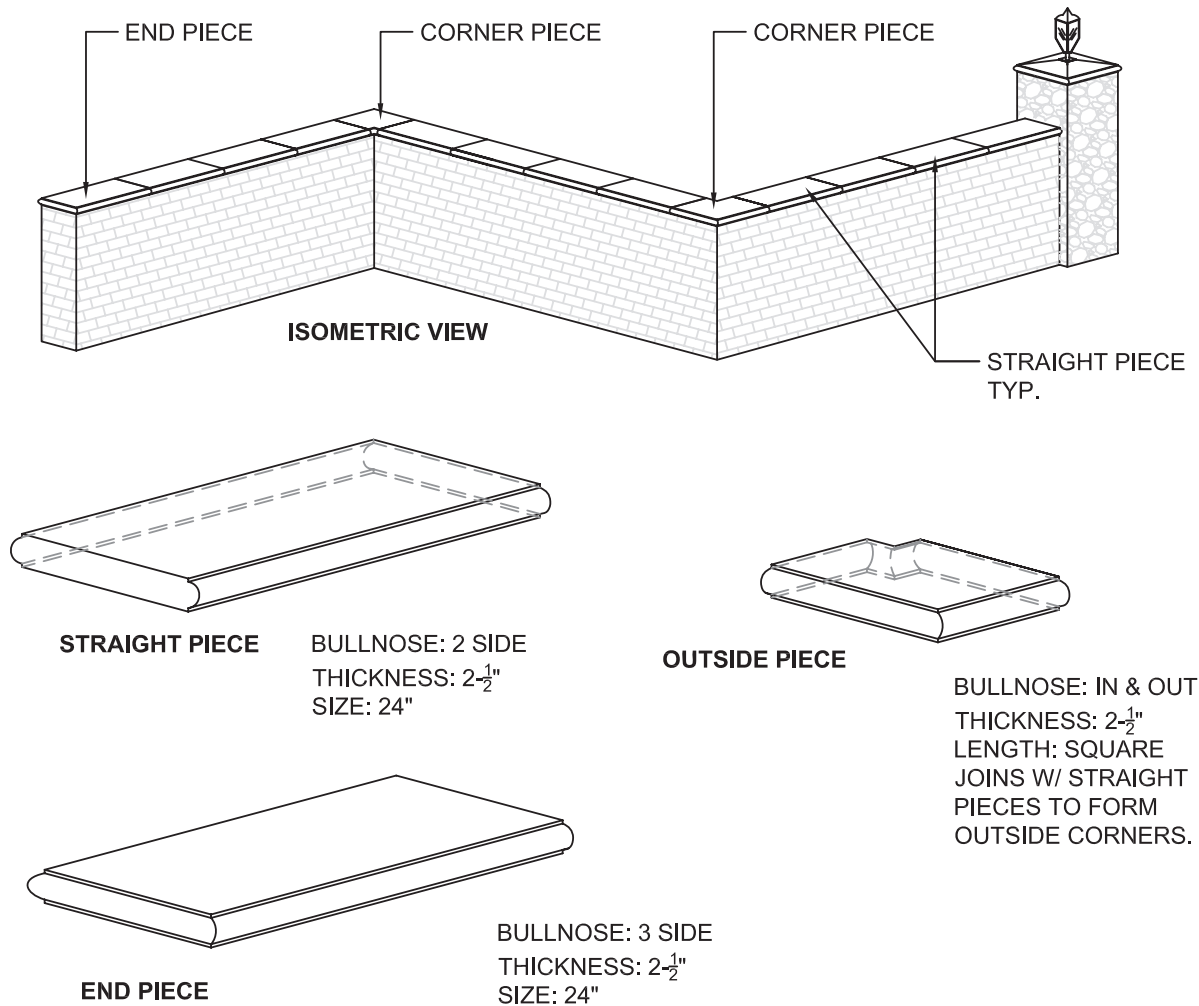
7 1/4" X 24" X 3 3/8"
9 1/4" X 24" X 3 3/8"
13 1/4" X 24" X 3 3/8"
20 1/4" X 24" X 3 3/8"

SQUARE WALL CAP 2 1/2"

9 1/4" X 24" X 2 1/2"

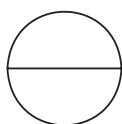
SQUARE MODULAR PILASTER CAP

13" X 13" X 3 3/8"
15" X 15" X 3 3/8"
20" X 20" X 3 3/8"
23" X 23" X 3 3/8"
27" X 27" X 3 3/8"



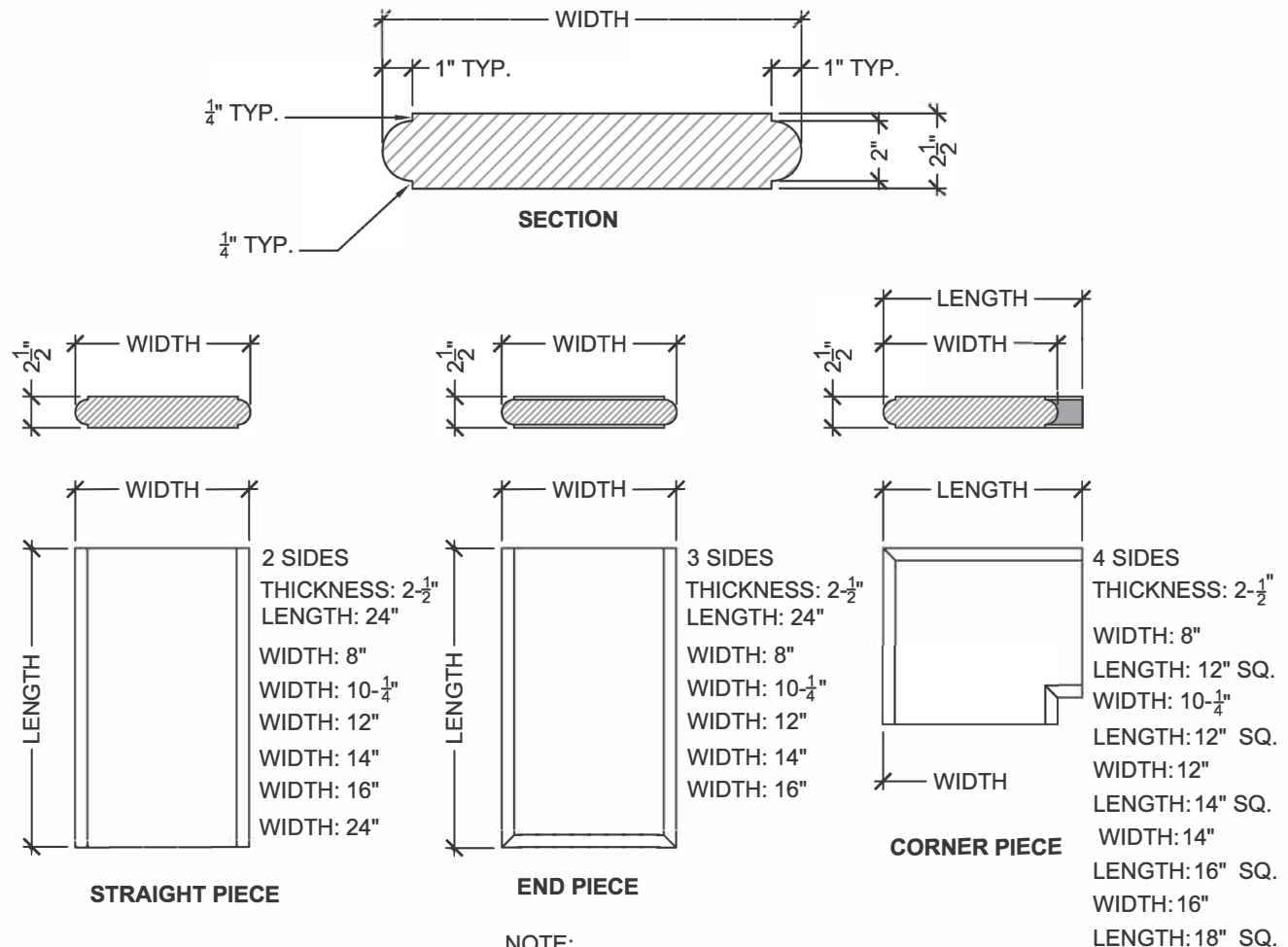
NOTES:

1. PRECAST UNITS ARE INDIVIDUALLY HAND CAST. LENGTHS ARE APPROXIMATE. SOME VARIATIONS ARE EXPECTED.
2. INSTALLATION TO BE COMPLETED IN ACCORDANCE WITH GENERALLY ACCEPTED MASONRY PRACTICE.
3. SMOOTH FINISH ON TOP & NOSE. SANDBLAST FINISH AVAILABLE.
4. PRECAST UNITS MAY BE CUT TO FIT FIELD CONDITIONS.



CLASSIC WALL CAP - GENERAL DETAILS

SCALE: N.T.S.

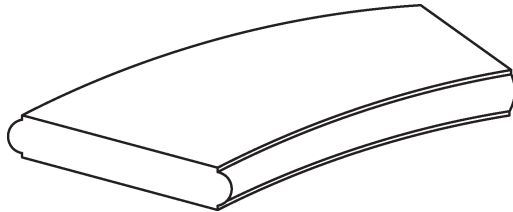


NOTE:
SUGGEST 3/8" JOINT
BETWEEN PIECES


NOTES:

1. PRECAST UNITS ARE INDIVIDUALLY HAND CAST. LENGTHS ARE APPROXIMATE. SOME VARIATIONS ARE EXPECTED.
2. INSTALLATION TO BE COMPLETED IN ACCORDANCE WITH GENERALLY ACCEPTED MASONRY PRACTICE.
3. SMOOTH FINISH ON TOP & NOSE. SANDBLAST FINISH AVAILABLE.
4. PRECAST UNITS MAY BE CUT TO FIT FIELD CONDITIONS.






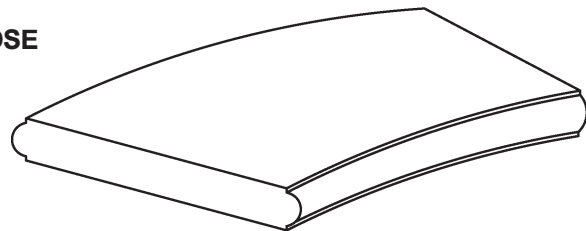
10 $\frac{1}{4}$ " WIDTH, 2 SIDE BULLNOSE



12" WIDTH, 2 SIDE BULLNOSE



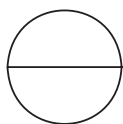
14" WIDTH, 2 SIDE BULLNOSE



16" WIDTH, 2 SIDE BULLNOSE

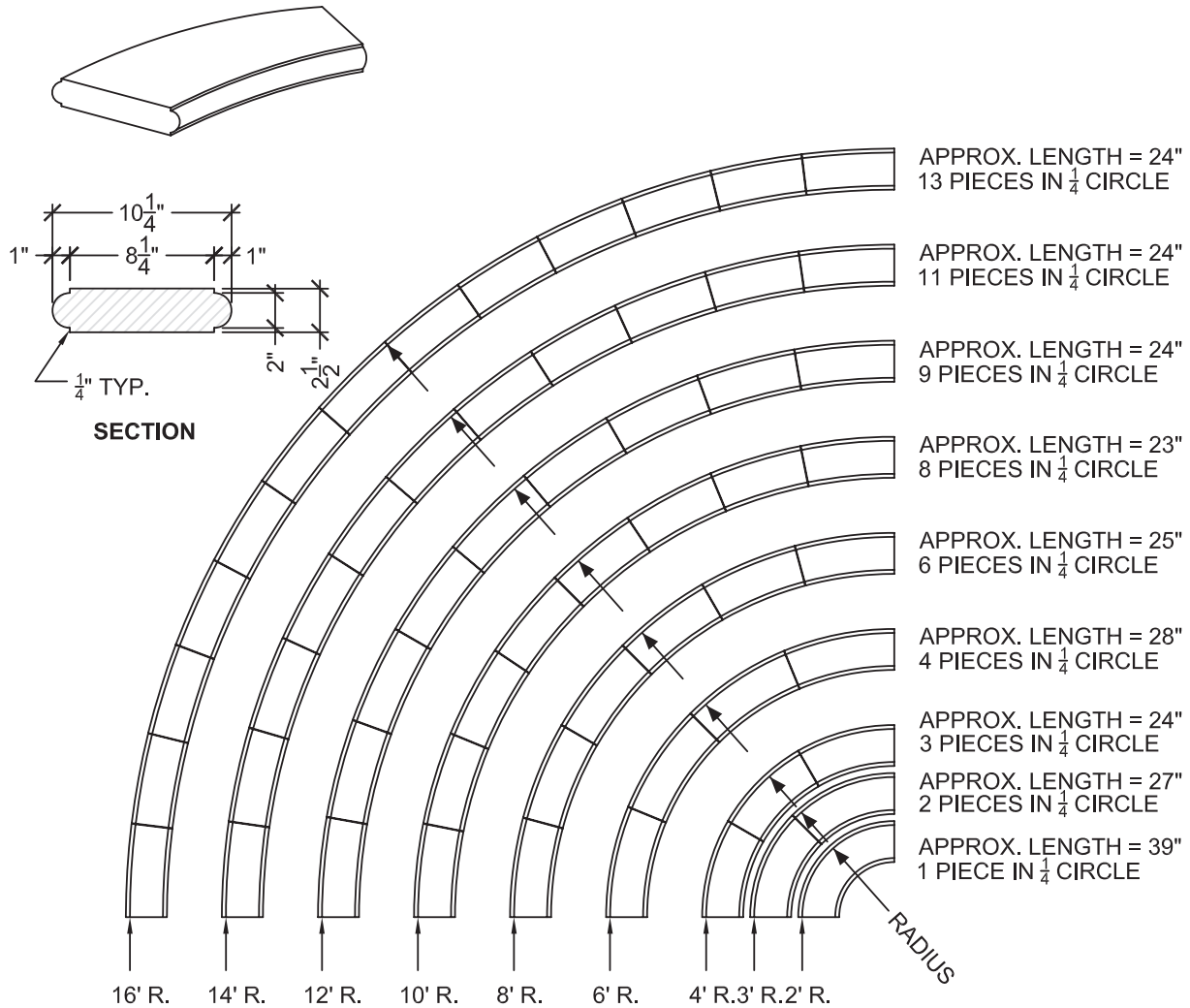
NOTES:

1. PRECAST UNITS ARE INDIVIDUALLY HAND CAST. LENGTHS ARE APPROXIMATE. SOME VARIATIONS ARE EXPECTED.
2. INSTALLATION TO BE COMPLETED IN ACCORDANCE WITH GENERALLY ACCEPTED MASONRY PRACTICE.
3. SMOOTH FINISH ON TOP & NOSE. SANDBLAST FINISH AVAILABLE.
4. PRECAST UNITS MAY BE CUT TO FIT FIELD CONDITIONS.



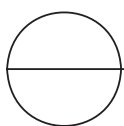
CLASSIC WALL CAP - GENERAL RADIUS

SCALE: N.T.S.



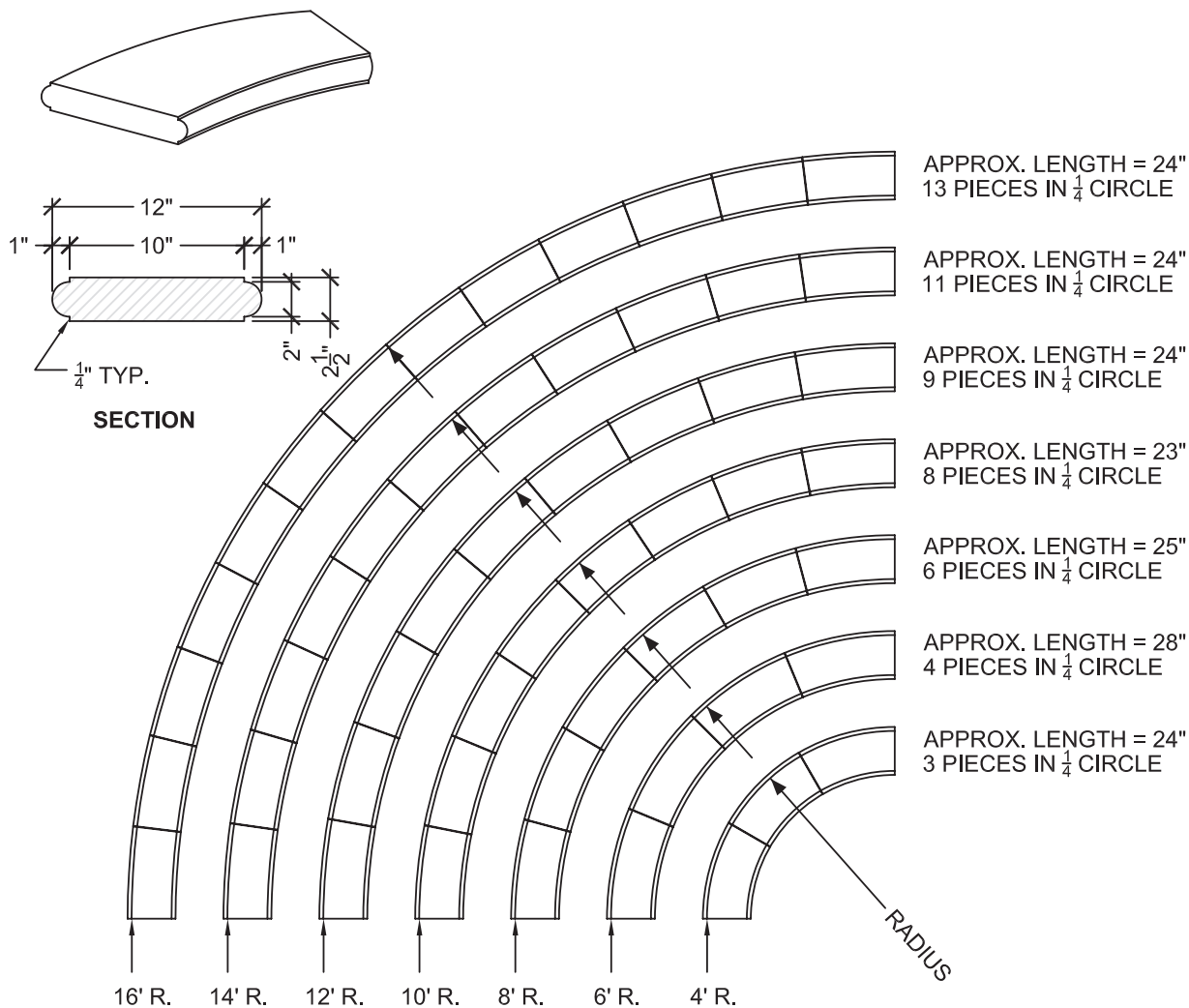
NOTES:

1. PRECAST UNITS ARE INDIVIDUALLY HAND CAST. LENGTHS ARE APPROXIMATE. SOME VARIATIONS ARE EXPECTED.
2. INSTALLATION TO BE COMPLETED IN ACCORDANCE WITH GENERALLY ACCEPTED MASONRY PRACTICE.
3. SMOOTH FINISH ON TOP & NOSE. SANDBLAST FINISH AVAILABLE.
4. PRECAST UNITS MAY BE CUT TO FIT FIELD CONDITIONS.



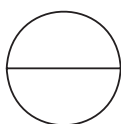
CLASSIC WALL CAP RADIUS - 10-1/4" WIDTH

SCALE: N.T.S.



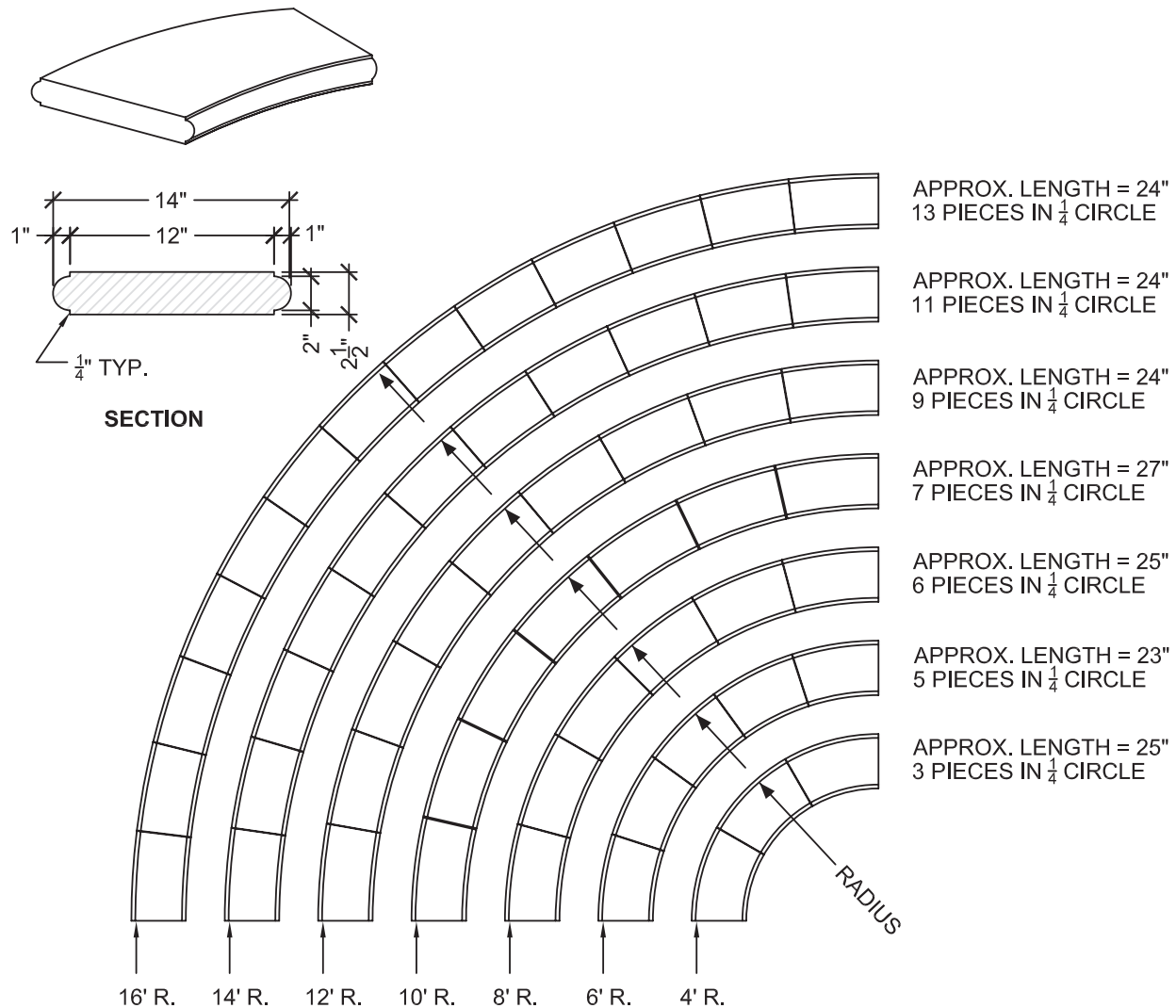
NOTES:

1. PRECAST UNITS ARE INDIVIDUALLY HAND CAST. LENGTHS ARE APPROXIMATE. SOME VARIATIONS ARE EXPECTED.
2. INSTALLATION TO BE COMPLETED IN ACCORDANCE WITH GENERALLY ACCEPTED MASONRY PRACTICE.
3. SMOOTH FINISH ON TOP & NOSE. SANDBLAST FINISH AVAILABLE.
4. PRECAST UNITS MAY BE CUT TO FIT FIELD CONDITIONS.



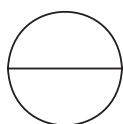
CLASSIC WALL CAP RADIUS - 12" WIDTH

SCALE: N.T.S.



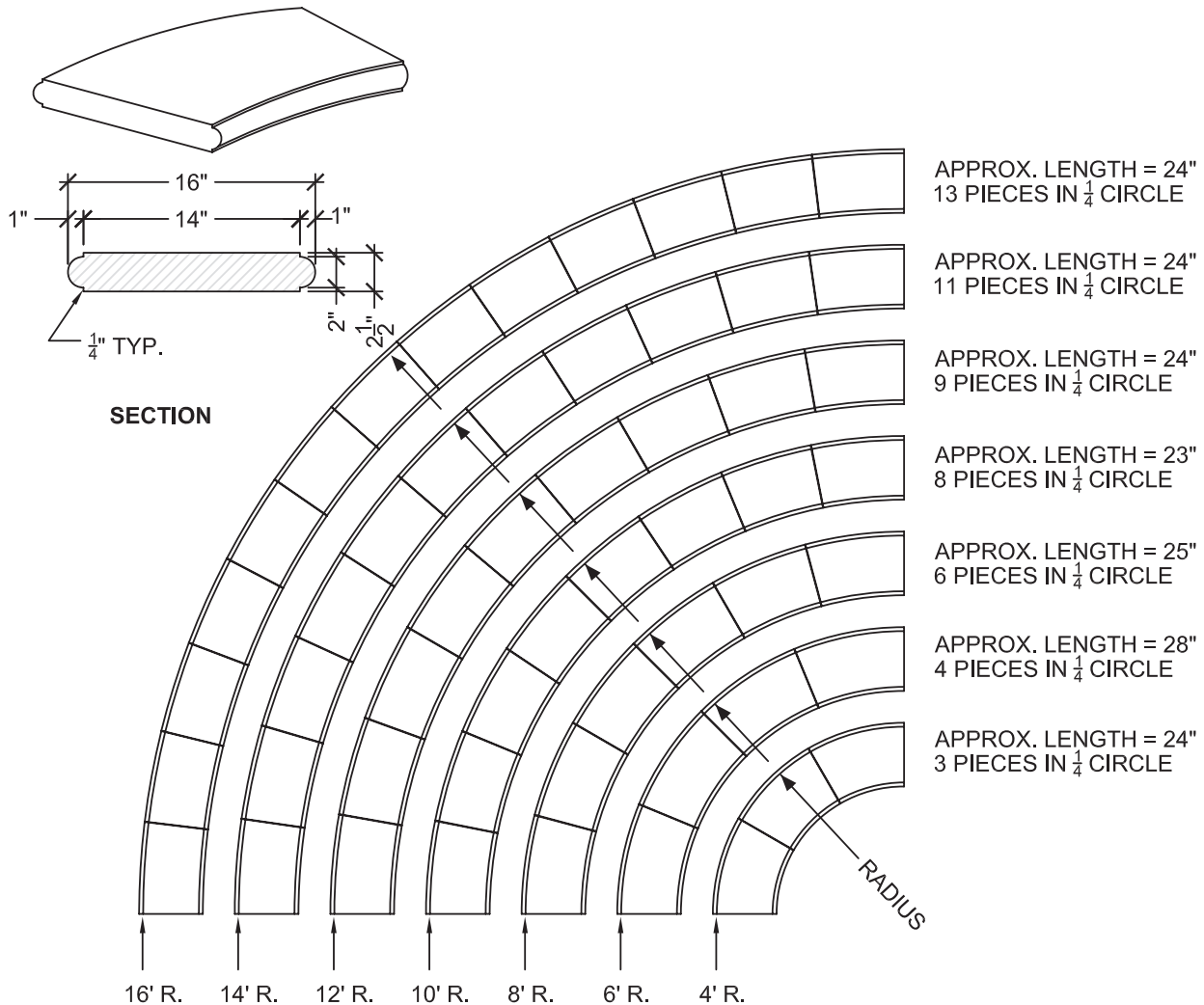
NOTES:

1. PRECAST UNITS ARE INDIVIDUALLY HAND CAST. LENGTHS ARE APPROXIMATE. SOME VARIATIONS ARE EXPECTED.
2. INSTALLATION TO BE COMPLETED IN ACCORDANCE WITH GENERALLY ACCEPTED MASONRY PRACTICE.
3. SMOOTH FINISH ON TOP & NOSE. SANDBLAST FINISH AVAILABLE.
4. PRECAST UNITS MAY BE CUT TO FIT FIELD CONDITIONS.



CLASSIC WALL CAP RADIUS - 14" WIDTH

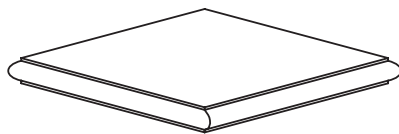
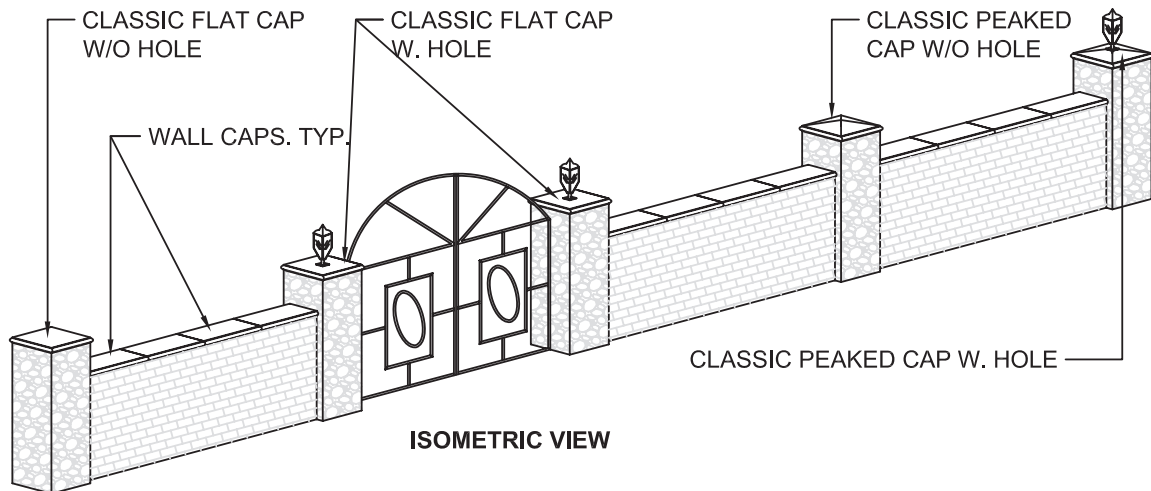
SCALE: N.T.S.



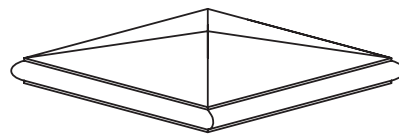
NOTES:

1. PRECAST UNITS ARE INDIVIDUALLY HAND CAST. LENGTHS ARE APPROXIMATE. SOME VARIATIONS ARE EXPECTED.
2. INSTALLATION TO BE COMPLETED IN ACCORDANCE WITH GENERALLY ACCEPTED MASONRY PRACTICE.
3. SMOOTH FINISH ON TOP & NOSE. SANDBLAST FINISH AVAILABLE.
4. PRECAST UNITS MAY BE CUT TO FIT FIELD CONDITIONS.

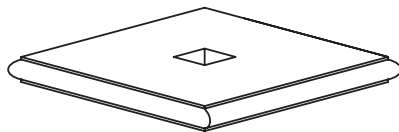




BULLNOSE: 4 SIDE
THICKNESS: 2- $\frac{1}{2}$ "
SQUARE. TYP.

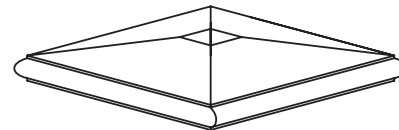


BULLNOSE: 4 SIDE
THICKNESS: VARIES
SQUARE. TYP.



FLAT CAPS

HOLE IN CENTER
OF CAP, 2- $\frac{1}{2}$ " x 2- $\frac{1}{2}$ "

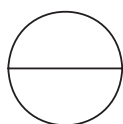


PEAKED CAPS

HOLE IN CENTER
OF CAP, 2- $\frac{1}{2}$ " x 2- $\frac{1}{2}$ "


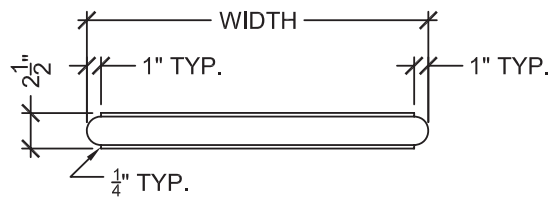
NOTES:

1. PRECAST UNITS ARE INDIVIDUALLY HAND CAST. LENGTHS ARE APPROXIMATE. SOME VARIATIONS ARE EXPECTED.
2. INSTALLATION TO BE COMPLETED IN ACCORDANCE WITH GENERALLY ACCEPTED MASONRY PRACTICE.
3. SMOOTH FINISH ON TOP AND NOSE. SANDBLAST FINISH AVAILABLE.
4. PRECAST UNITS MAY BE CUT TO FIT FIELD CONDITIONS.



CLASSIC PILASTER CAP GENERAL DETAILS

SCALE: N.T.S.



BULLNOSE: 4 SIDE
THICKNESS: 2- $\frac{1}{2}$ "
SQUARE. TYP.

SELECT DESIRED QTY. FLAT

WIDTH 14" x 14" SQ.

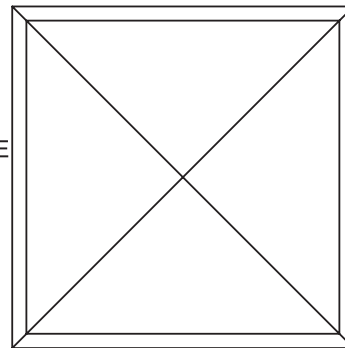
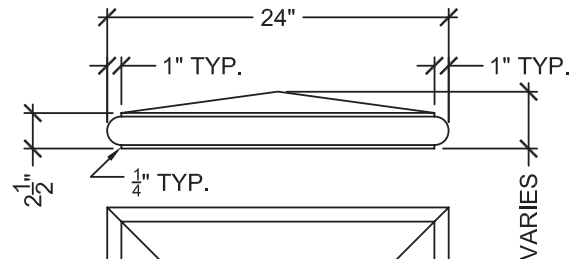
WIDTH 16" x 16" SQ.

WIDTH 19" x 19" SQ.

WIDTH 22" x 22" SQ.

WIDTH 24" x 24" SQ.

WIDTH 28" x 28" SQ.



BULLNOSE: 4 SIDE
THICKNESS: VARIES
SQUARE. TYP.

SELECT DESIRED QTY. PEAKED

WIDTH 14" x 14" SQ. (THICK, 3- $\frac{3}{4}$ ")

WIDTH 16" x 16" SQ. (THICK, 4")

WIDTH 19" x 19" SQ. (THICK, 4- $\frac{1}{4}$ ")

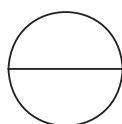
WIDTH 22" x 22" SQ. (THICK, 4- $\frac{3}{8}$ ")

WIDTH 24" x 24" SQ. (THICK, 4- $\frac{1}{2}$ ")

WIDTH 28" x 28" SQ. (THICK, 5")

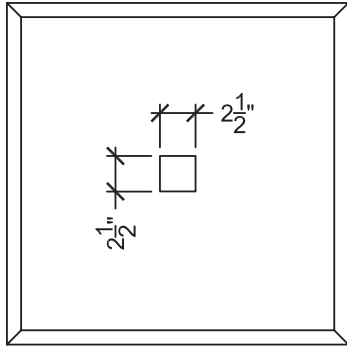
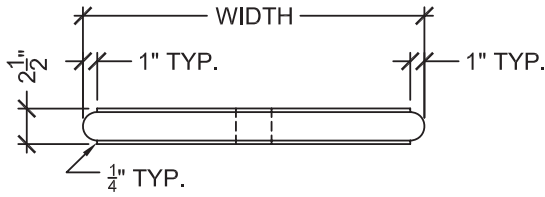
NOTES:

1. PRECAST UNITS ARE INDIVIDUALLY HAND CAST. LENGTHS ARE APPROXIMATE. SOME VARIATIONS ARE EXPECTED.
2. INSTALLATION TO BE COMPLETED IN ACCORDANCE WITH GENERALLY ACCEPTED MASONRY PRACTICE.
3. SMOOTH FINISH ON TOP AND NOSE. SANDBLAST FINISH AVAILABLE.
4. PRECAST UNITS MAY BE CUT TO FIT FIELD CONDITIONS.



CLASSIC PILASTER CAP SIZES, FLAT AND PEAKED

SCALE: N.T.S.



BULLNOSE: 4 SIDE
THICKNESS: 2- $\frac{1}{2}$ "
SQUARE. TYP.

SELECT DESIRED QTY. FLAT

WIDTH 14" x 14" SQ.

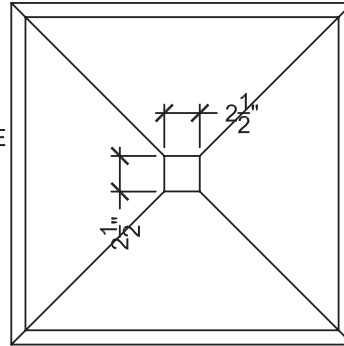
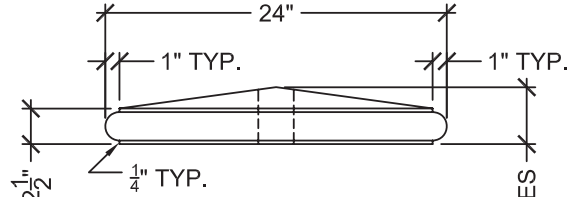
WIDTH 16" x 16" SQ.

WIDTH 19" x 19" SQ.

WIDTH 22" x 22" SQ.

WIDTH 24" x 24" SQ.

WIDTH 28" x 28" SQ.



BULLNOSE: 4 SIDE
THICKNESS: VARIES
SQUARE. TYP.

SELECT DESIRED QTY. PEAKED

WIDTH 14" x 14" SQ. (THICK, 3- $\frac{3}{4}$ ")

WIDTH 16" x 16" SQ. (THICK, 4")

WIDTH 19" x 19" SQ. (THICK, 4- $\frac{1}{4}$ ")

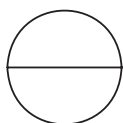
WIDTH 22" x 22" SQ. (THICK, 4- $\frac{3}{8}$ ")

WIDTH 24" x 24" SQ. (THICK, 4- $\frac{1}{2}$ ")

WIDTH 28" x 28" SQ. (THICK, 5")

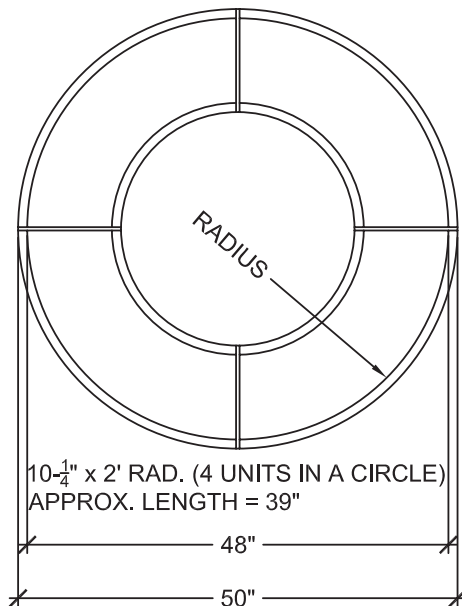
NOTES:

1. PRECAST UNITS ARE INDIVIDUALLY HAND CAST. LENGTHS ARE APPROXIMATE. SOME VARIATIONS ARE EXPECTED.
2. INSTALLATION TO BE COMPLETED IN ACCORDANCE WITH GENERALLY ACCEPTED MASONRY PRACTICE.
3. SMOOTH FINISH ON TOP AND NOSE. SANDBLAST FINISH AVAILABLE.
4. PRECAST UNITS MAY BE CUT TO FIT FIELD CONDITIONS.
5. CENTER HOLE IS STANDARD 2- $\frac{1}{2}$ " x 2- $\frac{1}{2}$ ", CUSTOM HOLE AVAILABLE.

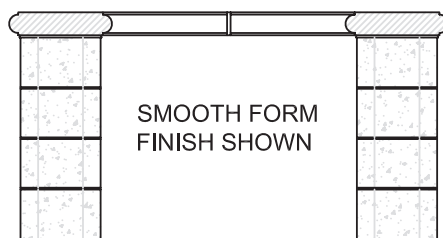


CLASSIC PILASTER CAP WITH CENTER HOLE

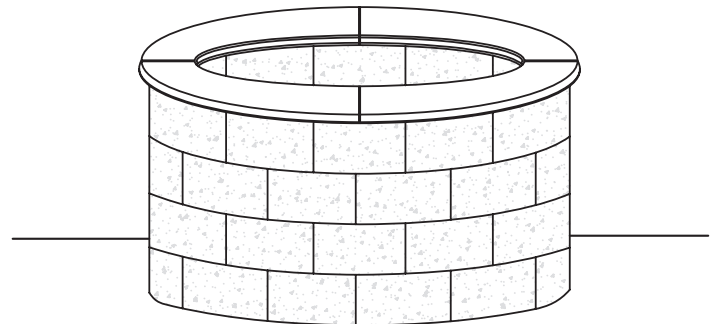
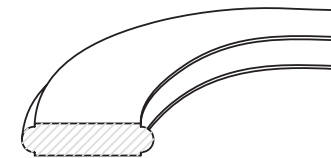
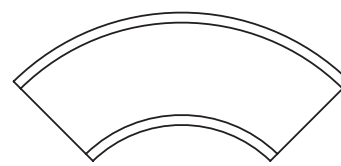
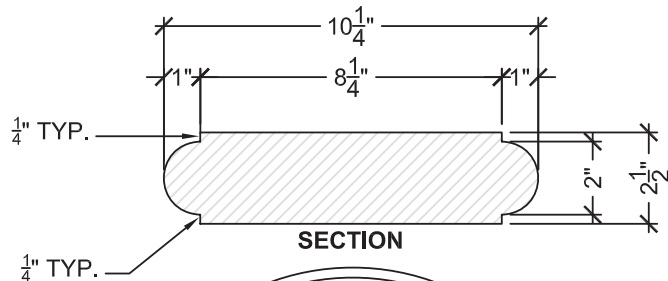
SCALE: N.T.S.



TOP VIEW

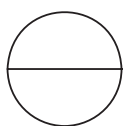


SIDE VIEW



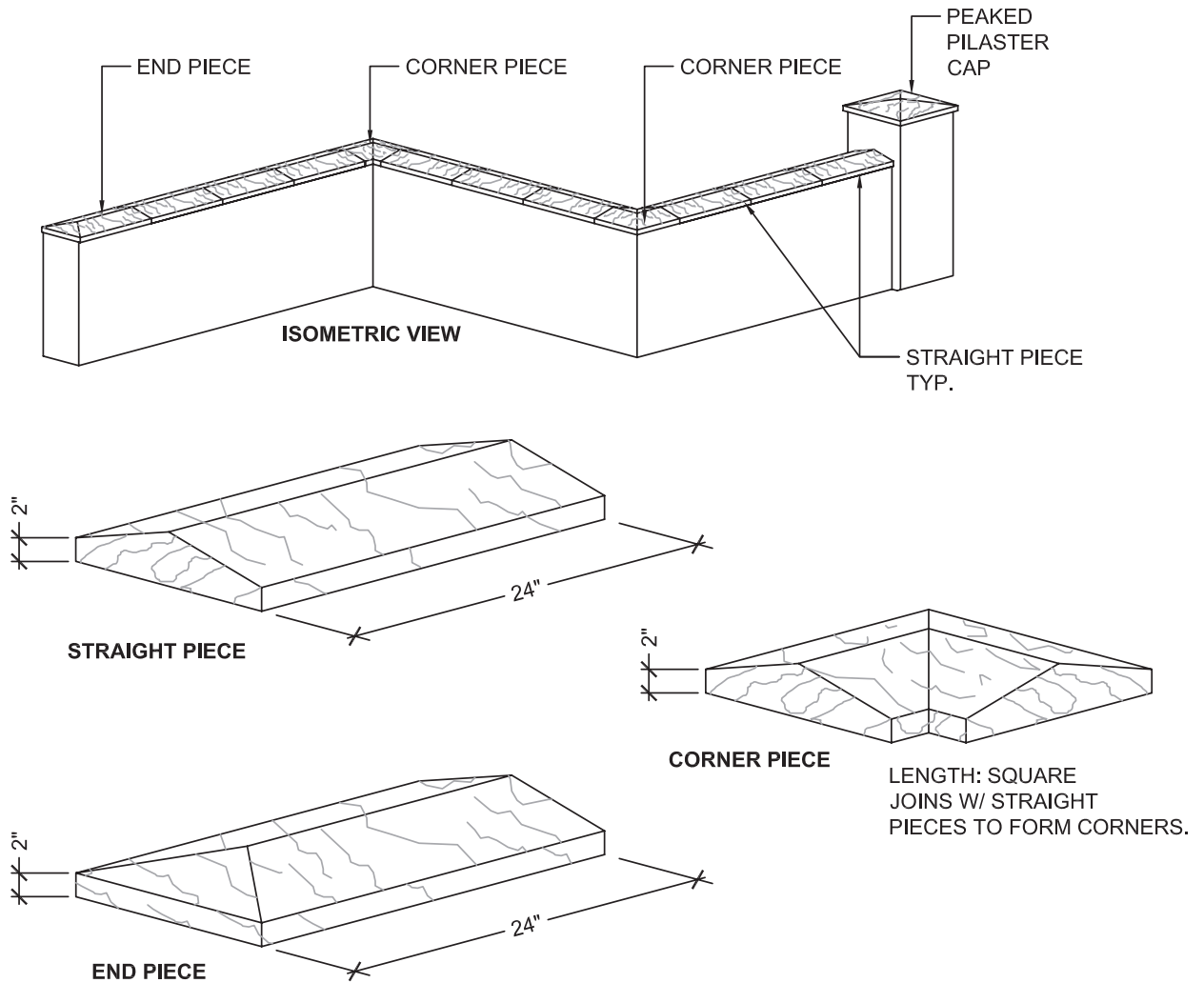
NOTES:

1. PRECAST UNITS ARE INDIVIDUALLY HAND CAST. LENGTHS ARE APPROXIMATE. SOME VARIATIONS ARE EXPECTED.
2. INSTALLATION TO BE COMPLETED IN ACCORDANCE WITH GENERALLY ACCEPTED MASONRY PRACTICES.
3. SMOOTH FINISH ON TOP & NOSE. SANDBLAST FINISH AVAILABLE.
4. PRECAST UNITS MAY BE CUT TO FIT FIELD CONDITIONS.
5. WE DO NOT RECOMMEND THE USE OF OUR CONCRETE PRODUCTS IN ENVIRONMENTS THAT WILL HEAT THE CONCRETE TO MORE THAN 200 DEGREES. DIRECT EXPOSURE TO A FIRE'S FLAME FOR AN EXTENDED PERIOD OF TIME WILL DAMAGE THE CONCRETE. INSTALLATIONS SUBJECTING STEPSTONE'S PRECAST PIECES TO EXCESSIVE HEAT WILL VOID THE MANUFACTURER'S WARRANTY AND STEPSTONE, INC WILL NOT REPLACE ANY DAMAGED PRODUCT.



CLASSIC FIRE PIT CAP

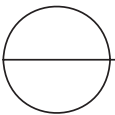
SCALE: N.T.S.



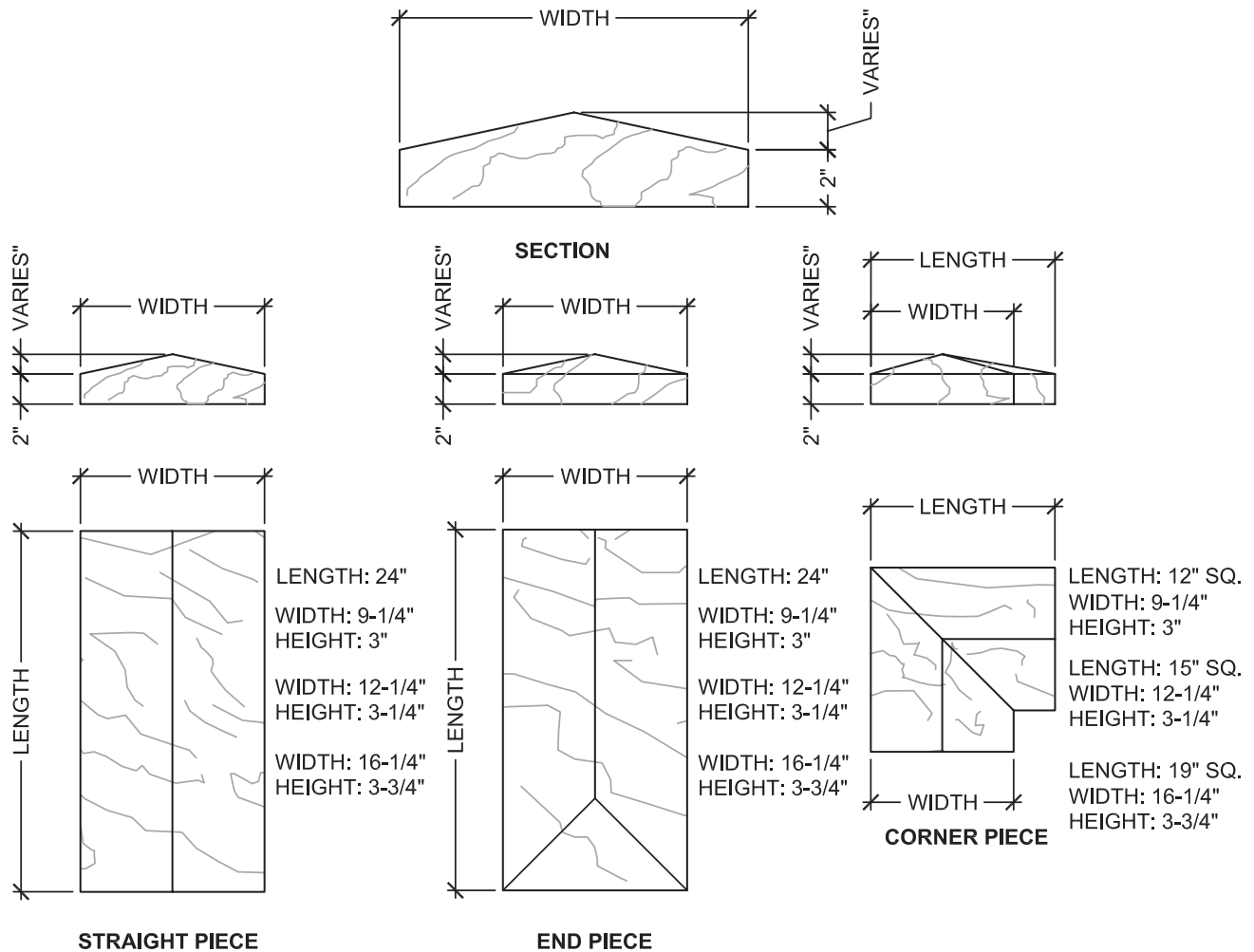
NOTES:

1. PRECAST UNITS ARE INDIVIDUALLY HAND CAST. LENGTHS ARE APPROXIMATE. SOME VARIATIONS ARE EXPECTED.
2. INSTALLATION TO BE COMPLETED IN ACCORDANCE WITH GENERALLY ACCEPTED MASONRY PRACTICE.
3. SONORASTONE® FINISH ON TOP & SIDES.
4. PRECAST UNITS MAY BE CUT TO FIT FIELD CONDITIONS.

SONORASTONE® PEAKED WALL CAP - GENERAL DETAILS

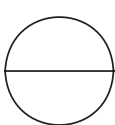


SCALE: N.T.S.



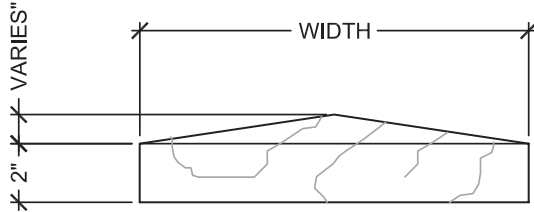
NOTES:

1. PRECAST UNITS ARE INDIVIDUALLY HAND CAST. LENGTHS ARE APPROXIMATE. SOME VARIATIONS ARE EXPECTED.
2. INSTALLATION TO BE COMPLETED IN ACCORDANCE WITH GENERALLY ACCEPTED MASONRY PRACTICE.
3. SONORASTONE® FINISH ON TOP & SIDES.
4. PRECAST UNITS MAY BE CUT TO FIT FIELD CONDITIONS.

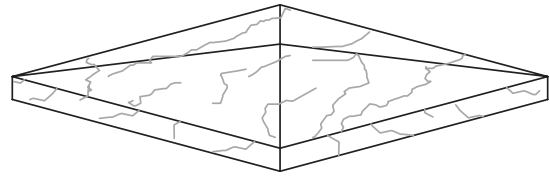


SONORASTONE® PEAKED WALL CAP - SIZES

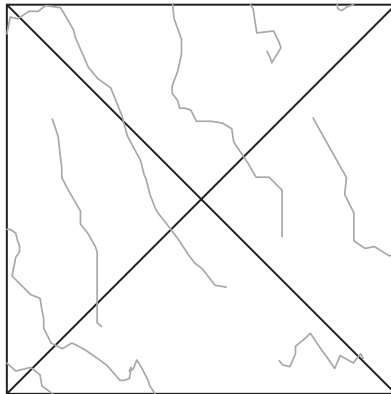
SCALE: N.T.S.



SIDE



ISOMETRIC



TOP

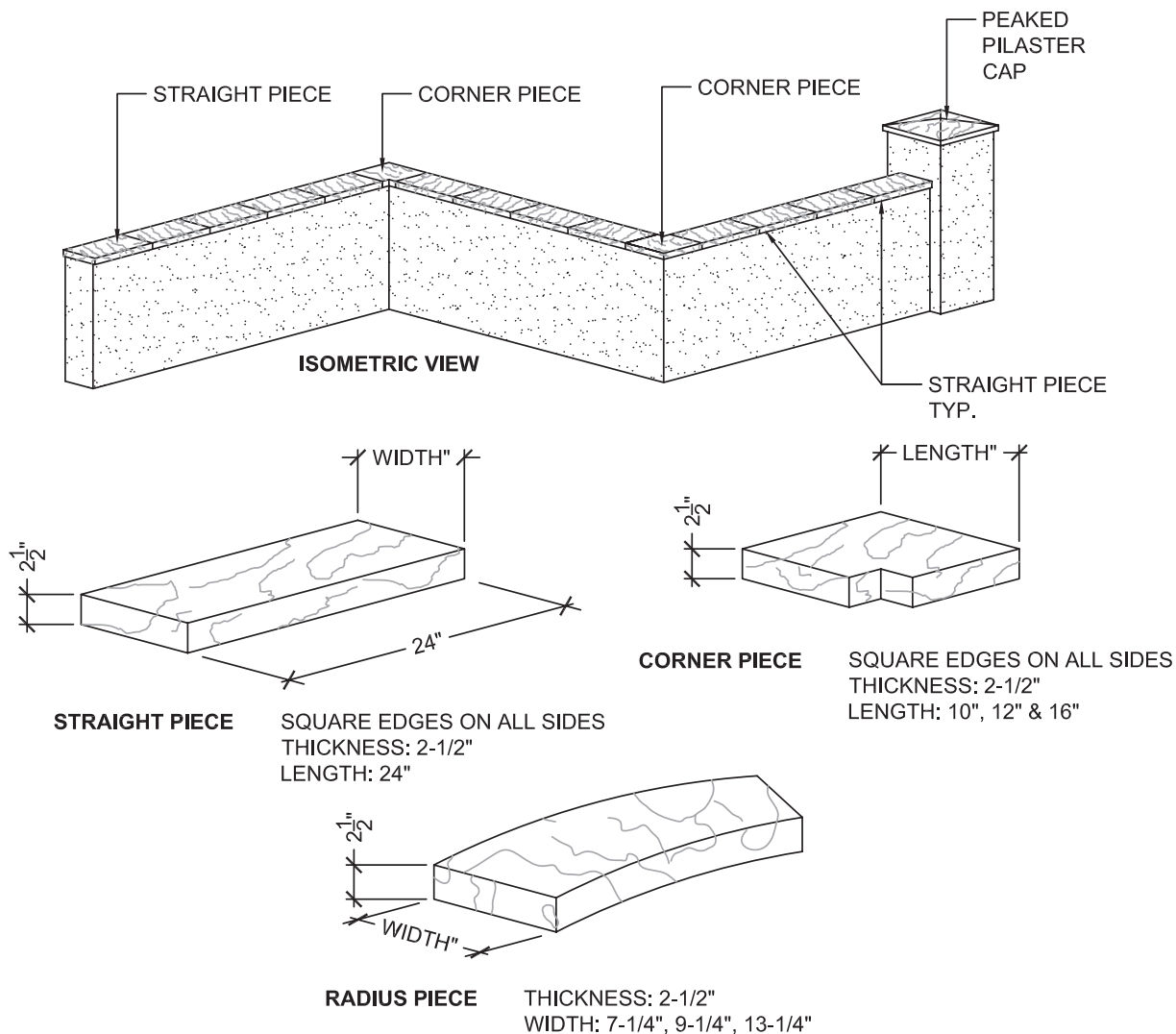
LENGTH: SQUARE

SIZE: 13-1/4" SQ.	HEIGHT: 3-1/2"
SIZE: 18-1/4" SQ.	HEIGHT: 4"
SIZE: 22-1/4" SQ.	HEIGHT: 4-3/8"
SIZE: 24-1/4" SQ.	HEIGHT: 4-3/4"

NOTES:

1. PRECAST UNITS ARE INDIVIDUALLY HAND CAST. LENGTHS ARE APPROXIMATE. SOME VARIATIONS ARE EXPECTED.
2. INSTALLATION TO BE COMPLETED IN ACCORDANCE WITH GENERALLY ACCEPTED MASONRY PRACTICE.
3. SONORASTONE® FINISH ON TOP & SIDES.
4. PRECAST UNITS MAY BE CUT TO FIT FIELD CONDITIONS.

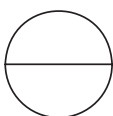




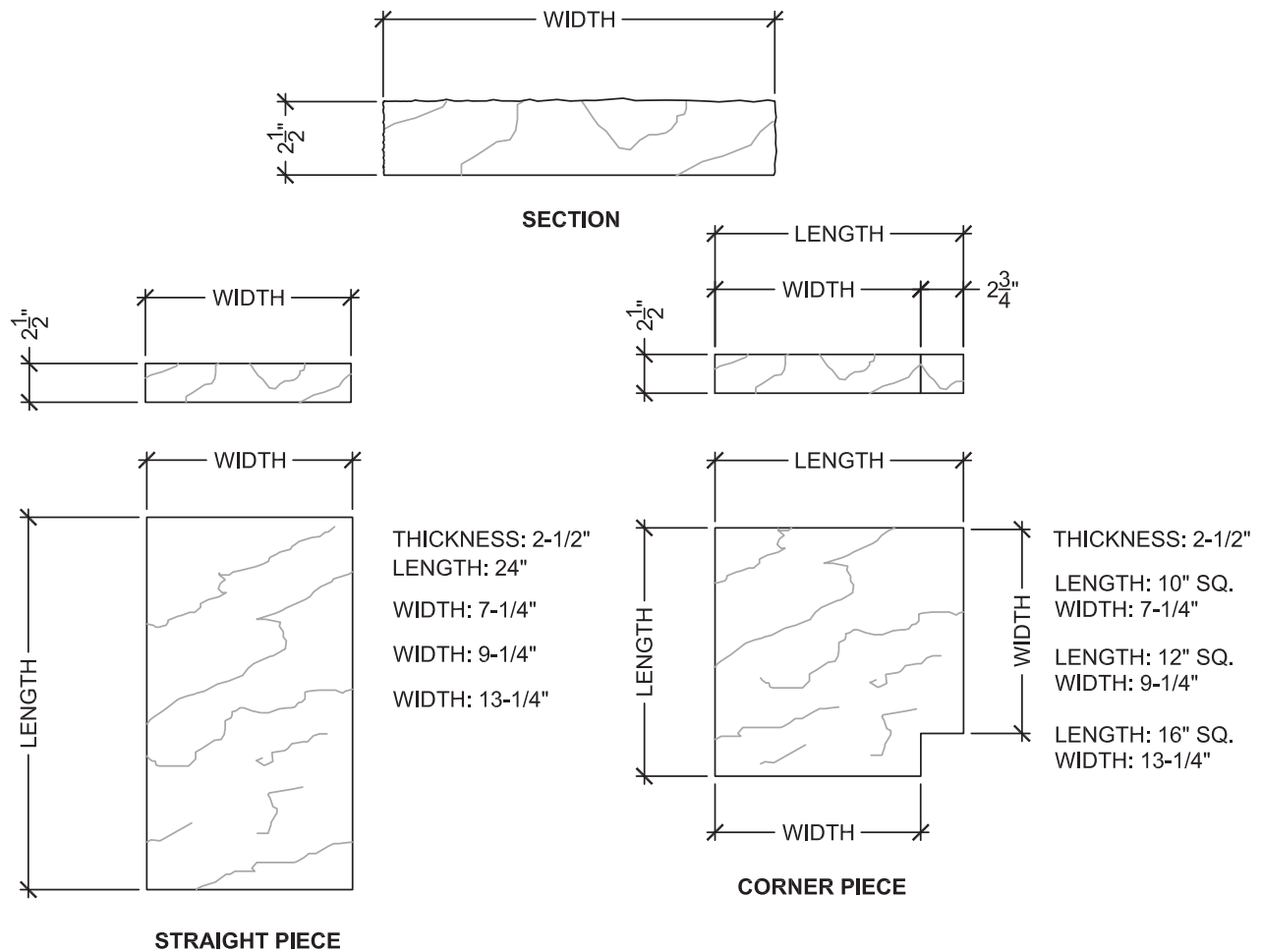
NOTES:

1. PRECAST UNITS ARE INDIVIDUALLY HAND CAST. LENGTHS ARE APPROXIMATE. SOME VARIATIONS ARE EXPECTED.
2. INSTALLATION TO BE COMPLETED IN ACCORDANCE WITH GENERALLY ACCEPTED MASONRY PRACTICE.
3. SONORASTONE® FINISH ON TOP & SIDES.
4. PRECAST UNITS MAY BE CUT TO FIT FIELD CONDITIONS.

**SONORASTONE® FLAT WALL CAP -
GENERAL DETAILS**



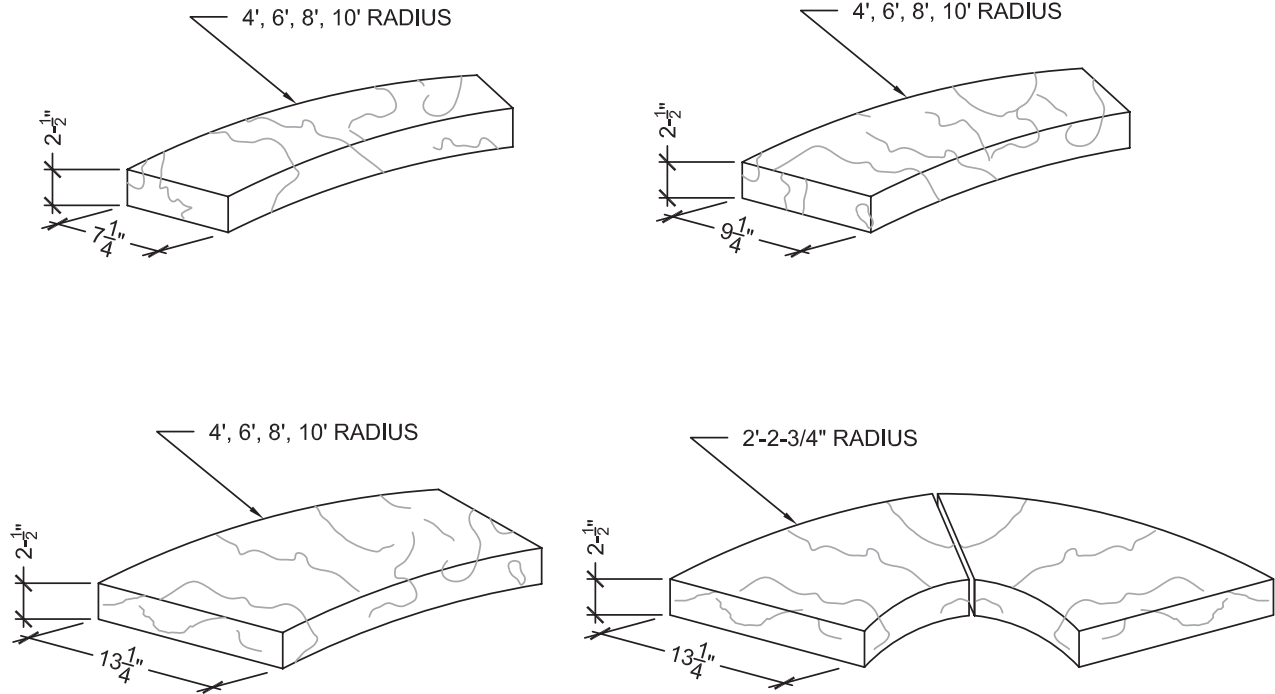
SCALE: N.T.S.



NOTES:

1. PRECAST UNITS ARE INDIVIDUALLY HAND CAST. LENGTHS ARE APPROXIMATE. SOME VARIATIONS ARE EXPECTED.
2. INSTALLATION TO BE COMPLETED IN ACCORDANCE WITH GENERALLY ACCEPTED MASONRY PRACTICE.
3. SONORASTONE® FINISH ON TOP & SIDES.
4. PRECAST UNITS MAY BE CUT TO FIT FIELD CONDITIONS.

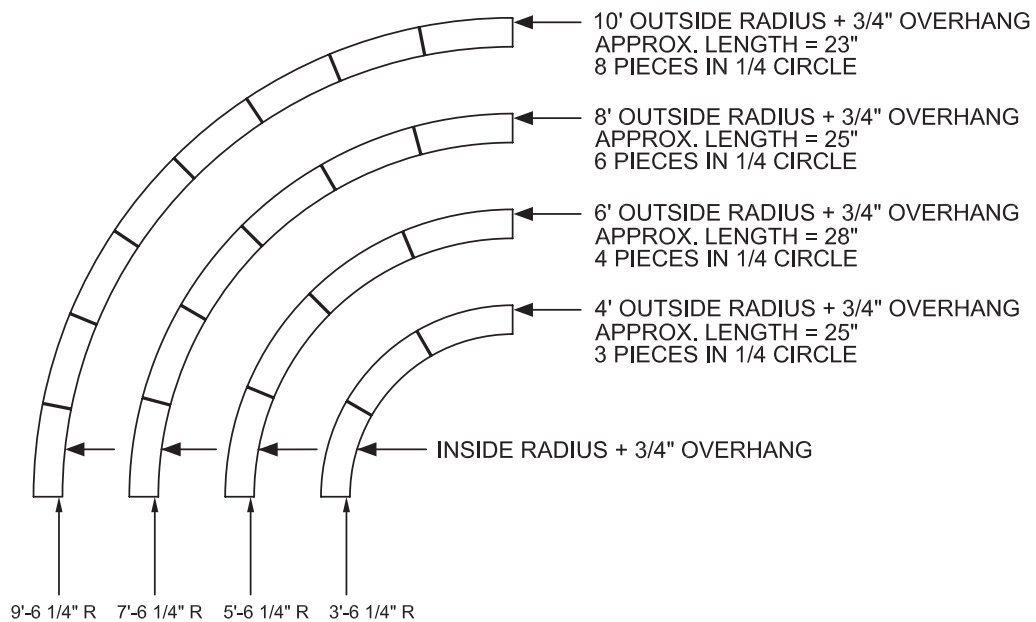
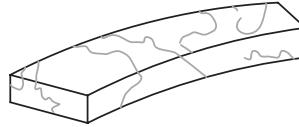
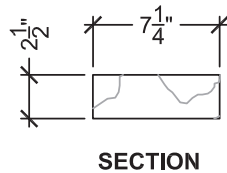
 **SONORASTONE® FLAT WALL CAP - SIZES**
SCALE: N.T.S.



NOTES:

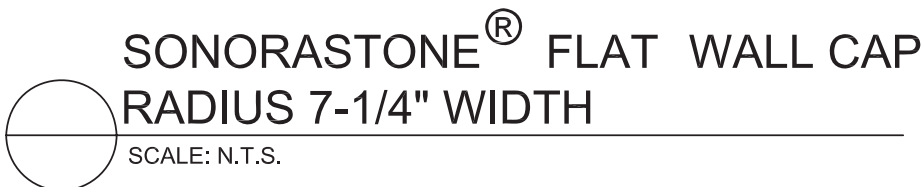
1. PRECAST UNITS ARE INDIVIDUALLY HAND CAST. LENGTHS ARE APPROXIMATE. SOME VARIATIONS ARE EXPECTED.
2. INSTALLATION TO BE COMPLETED IN ACCORDANCE WITH GENERALLY ACCEPTED MASONRY PRACTICE.
3. SONORASTONE® FINISH ON TOP & SIDES.
4. PRECAST UNITS MAY BE CUT TO FIT FIELD CONDITIONS.

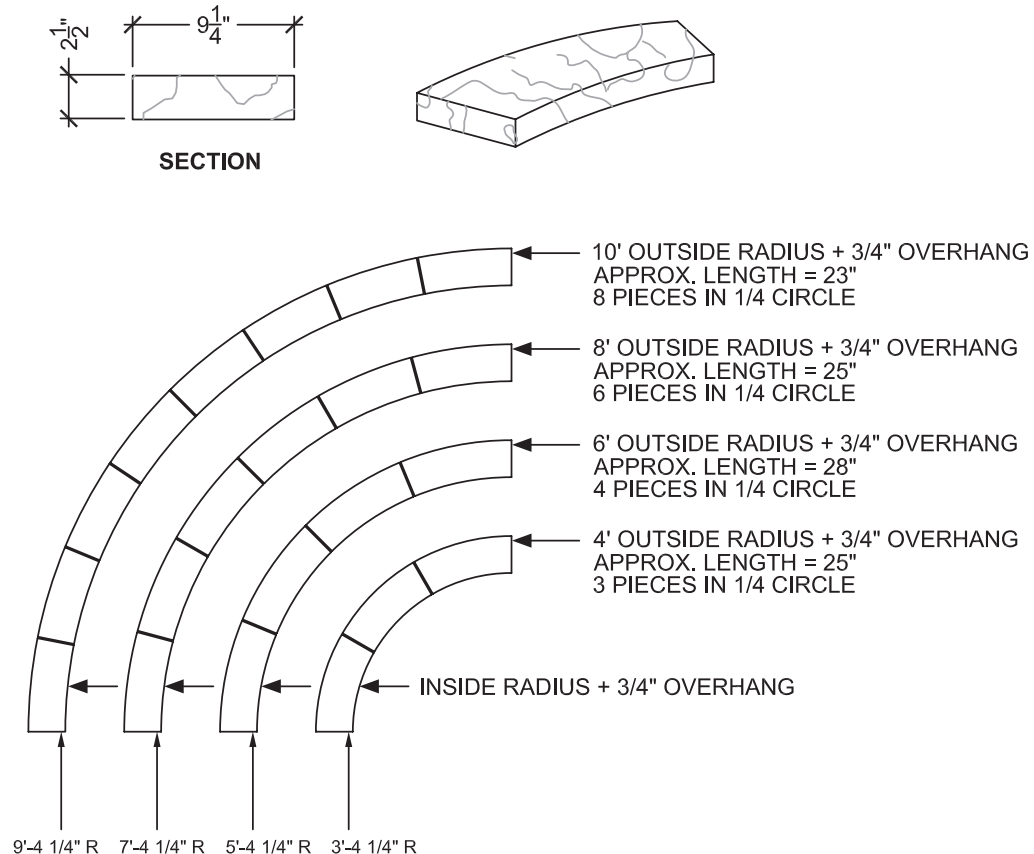




NOTES:

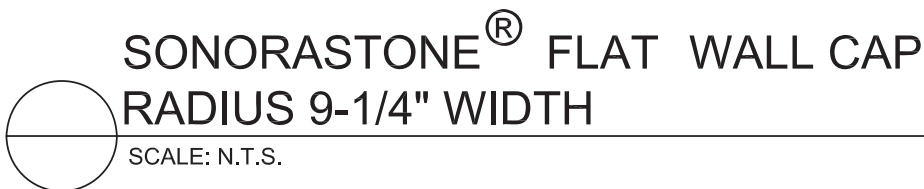
1. PRECAST UNITS ARE INDIVIDUALLY HAND CAST. LENGTHS ARE APPROXIMATE. SOME VARIATIONS ARE EXPECTED.
2. INSTALLATION TO BE COMPLETED IN ACCORDANCE WITH GENERALLY ACCEPTED MASONRY PRACTICE.
3. SONORASTONE® FINISH ON TOP & SIDES.
4. PRECAST UNITS MAY BE CUT TO FIT FIELD CONDITIONS.

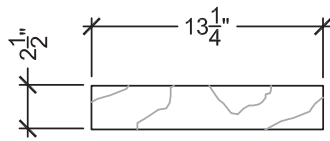




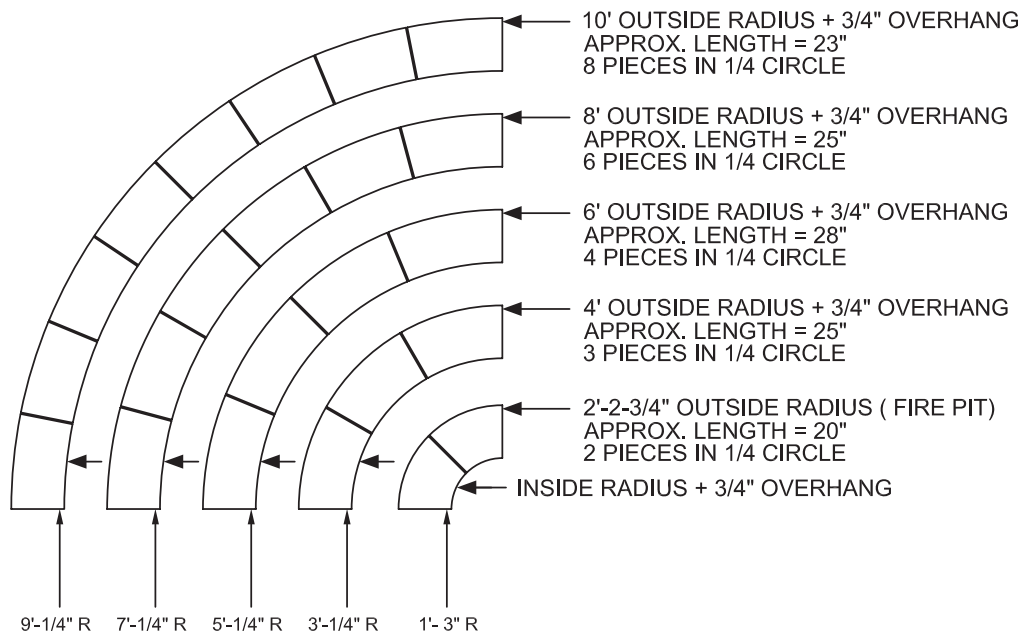
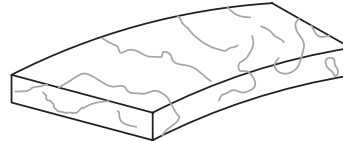
NOTES:

1. PRECAST UNITS ARE INDIVIDUALLY HAND CAST. LENGTHS ARE APPROXIMATE. SOME VARIATIONS ARE EXPECTED.
2. INSTALLATION TO BE COMPLETED IN ACCORDANCE WITH GENERALLY ACCEPTED MASONRY PRACTICE.
3. SONORASTONE® FINISH ON TOP & SIDES.
4. PRECAST UNITS MAY BE CUT TO FIT FIELD CONDITIONS.





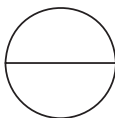
SECTION



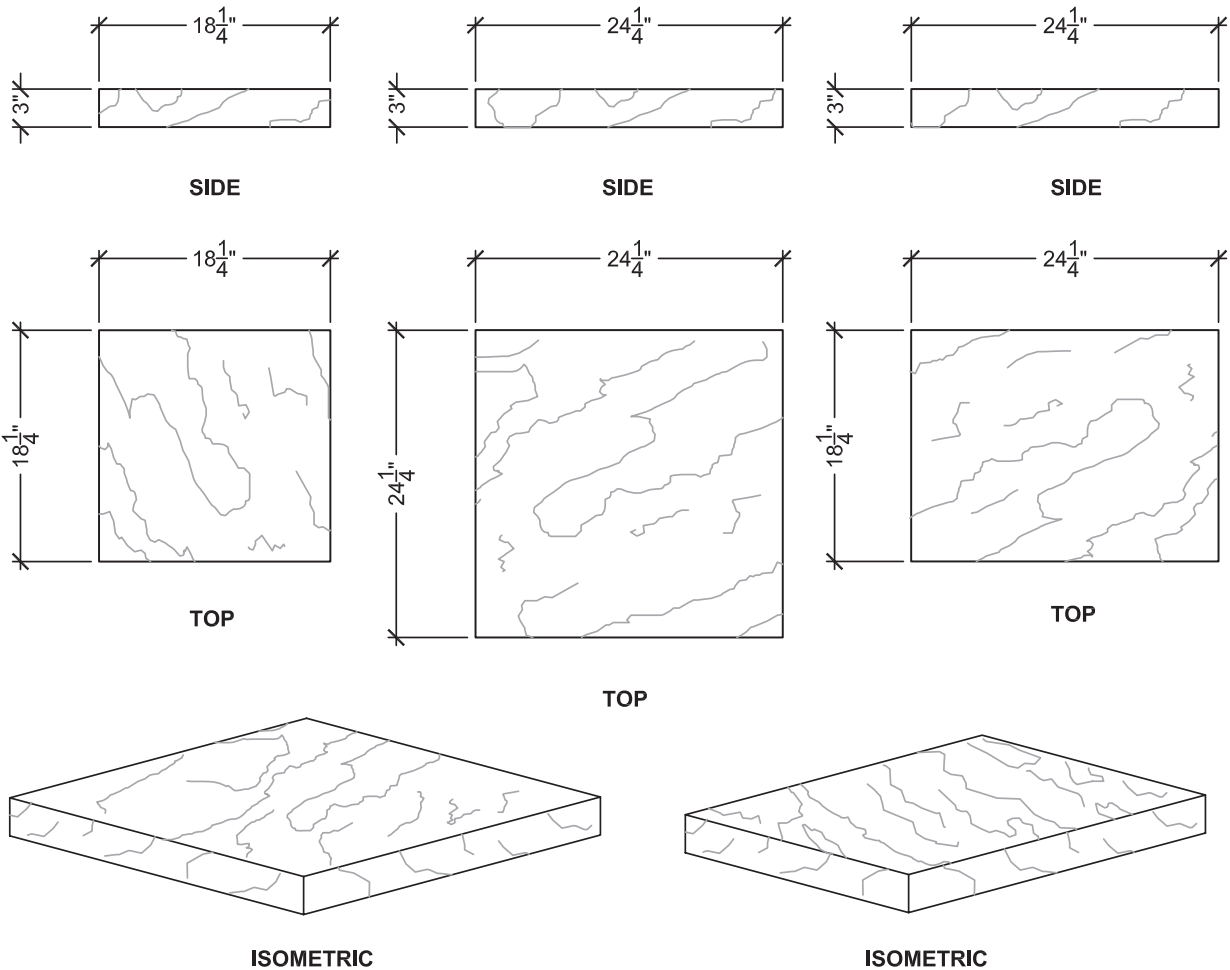
NOTES:

1. PRECAST UNITS ARE INDIVIDUALLY HAND CAST. LENGTHS ARE APPROXIMATE. SOME VARIATIONS ARE EXPECTED.
2. INSTALLATION TO BE COMPLETED IN ACCORDANCE WITH GENERALLY ACCEPTED MASONRY PRACTICE.
3. SONORASTONE® FINISH ON TOP & SIDES.
4. PRECAST UNITS MAY BE CUT TO FIT FIELD CONDITIONS.

SONORASTONE® FLAT WALL CAP RADIUS 13-1/4" WIDTH



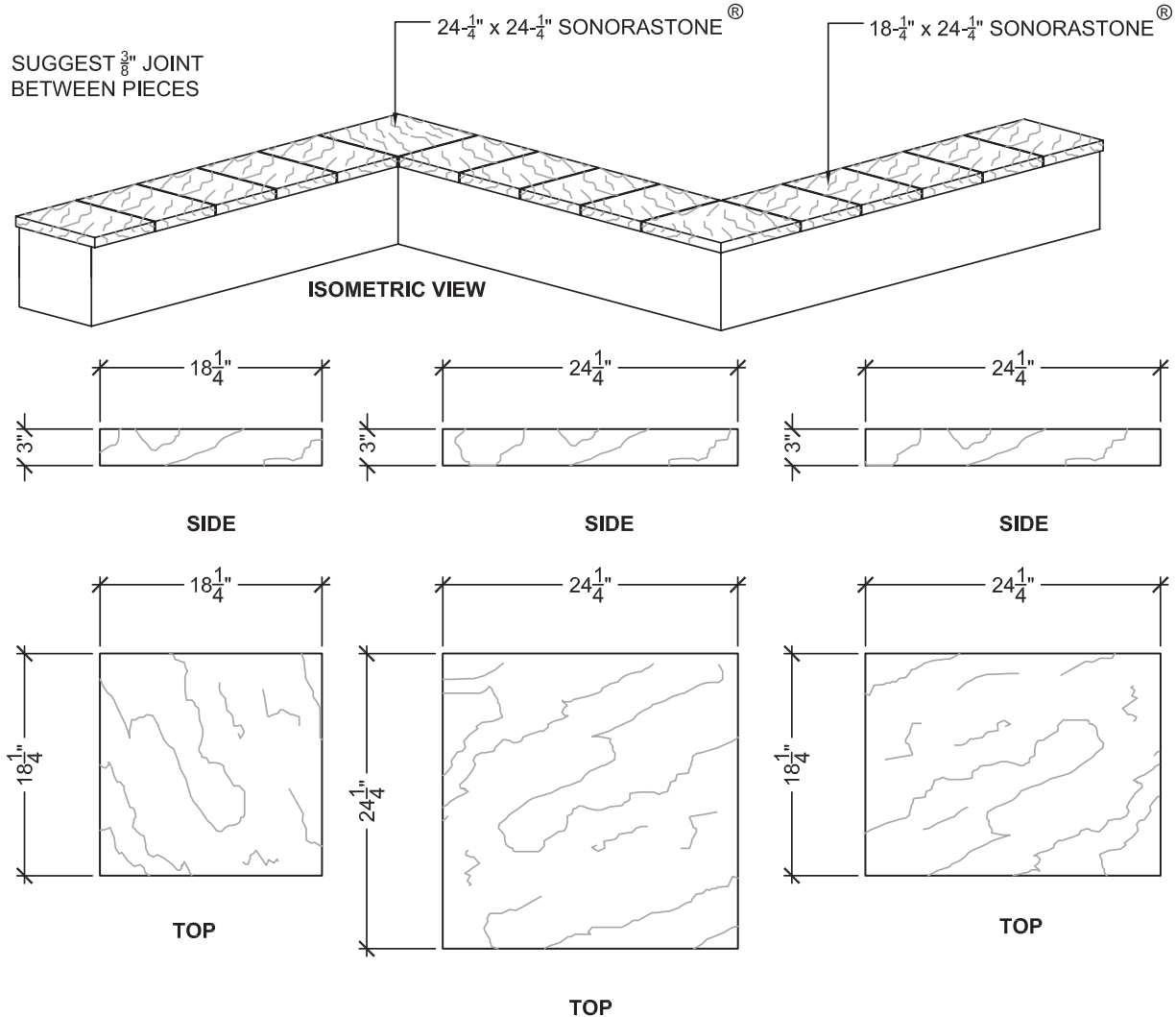
SCALE: N.T.S.



NOTES:

1. PRECAST UNITS ARE INDIVIDUALLY HAND CAST. LENGTHS ARE APPROXIMATE. SOME VARIATIONS ARE EXPECTED.
2. INSTALLATION TO BE COMPLETED IN ACCORDANCE WITH GENERALLY ACCEPTED MASONRY PRACTICE.
3. SONORASTONE® FINISH ON TOP & SIDES.
4. PRECAST UNITS MAY BE CUT TO FIT FIELD CONDITIONS.

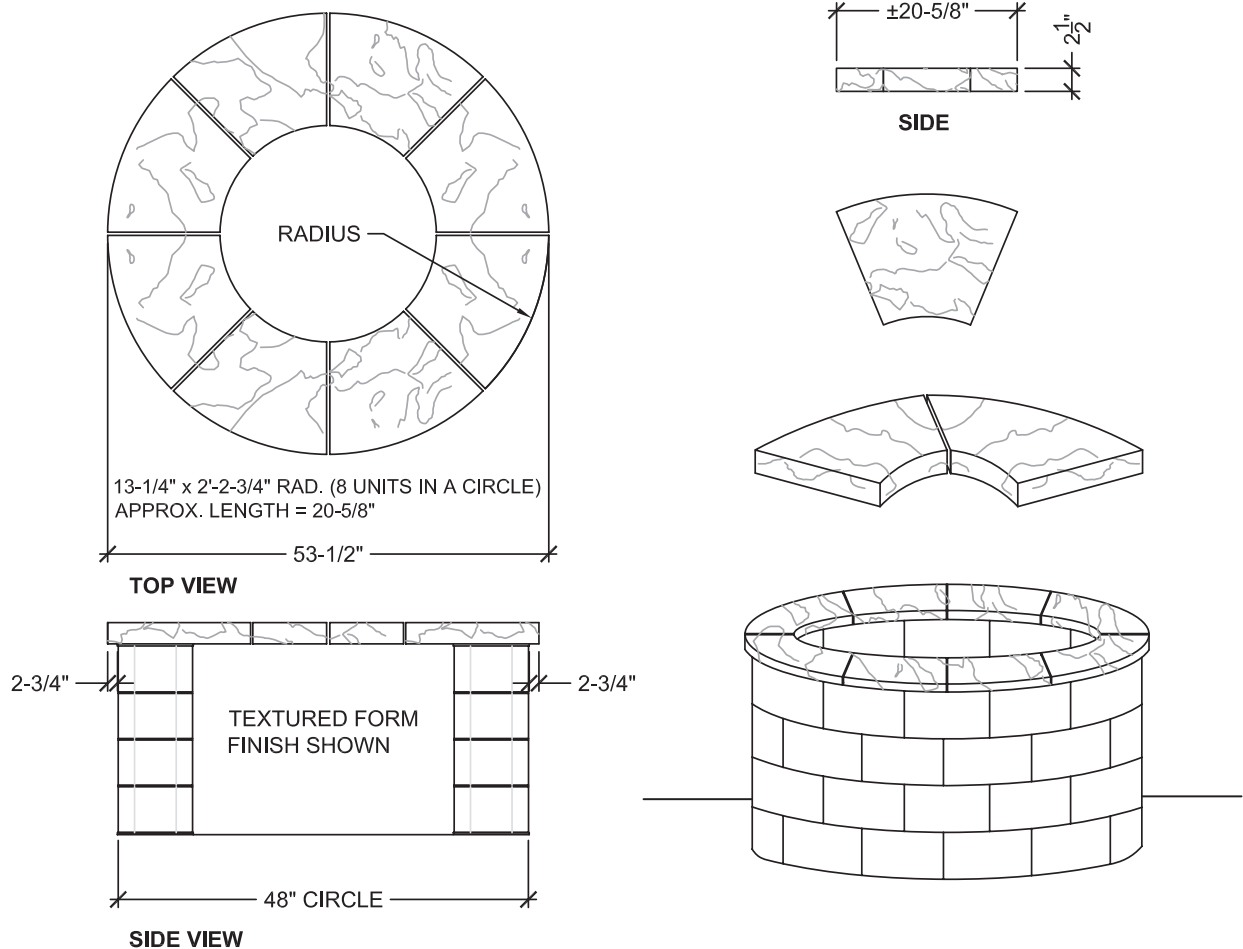




NOTES:

1. PRECAST UNITS ARE INDIVIDUALLY HAND CAST. LENGTHS ARE APPROXIMATE. SOME VARIATIONS ARE EXPECTED.
2. INSTALLATION TO BE COMPLETED IN ACCORDANCE WITH GENERALLY ACCEPTED MASONRY PRACTICE.
3. SONORASTONE® FINISH ON TOP & SIDES.
4. PRECAST UNITS MAY BE CUT TO FIT FIELD CONDITIONS.

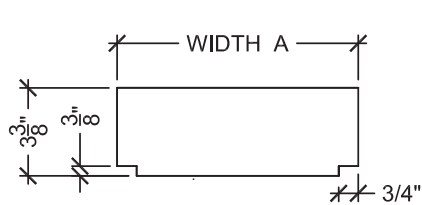




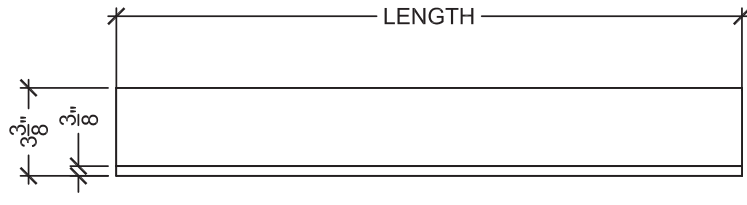
NOTES:

1. PRECAST UNITS ARE INDIVIDUALLY HAND CAST. LENGTHS ARE APPROXIMATE. SOME VARIATIONS ARE EXPECTED.
2. INSTALLATION TO BE COMPLETED IN ACCORDANCE WITH GENERALLY ACCEPTED MASONRY PRACTICES.
3. SONORASTONE® FINISH ON TOP AND SIDES.
4. PRECAST UNITS MAY BE CUT TO FIT FIELD CONDITIONS.
5. WE DO NOT RECOMMEND THE USE OF OUR CONCRETE PRODUCTS IN ENVIRONMENTS THAT WILL HEAT THE CONCRETE TO MORE THAN 200 DEGREES. DIRECT EXPOSURE TO A FIRE'S FLAME FOR AN EXTENDED PERIOD OF TIME WILL DAMAGE THE CONCRETE. INSTALLATIONS SUBJECTING STEPSTONE'S PRECAST PIECES TO EXCESSIVE HEAT WILL VOID THE MANUFACTURER'S WARRANTY AND STEPSTONE, INC WILL NOT REPLACE ANY DAMAGED PRODUCT.

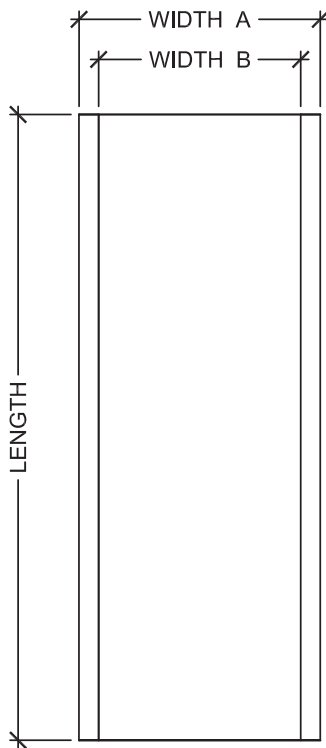




FRONT



SIDE



BOTTOM

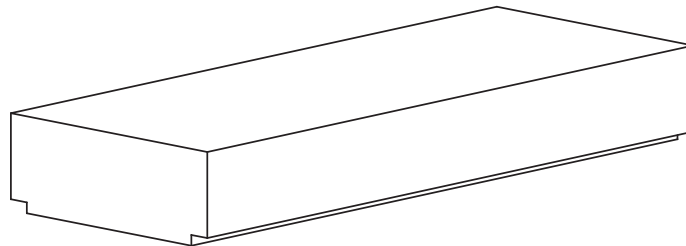
THICKNESS: 3-3/8"
LENGTH: 24"

WIDTH A: 7-1/4"
WIDTH B: 5-3/4"

WIDTH A: 9-1/4"
WIDTH B: 7-3/4"

WIDTH A: 13-1/4"
WIDTH B: 11-3/4"

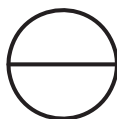
WIDTH A: 20-1/4"
WIDTH B: 18-3/4"



ISOMETRIC

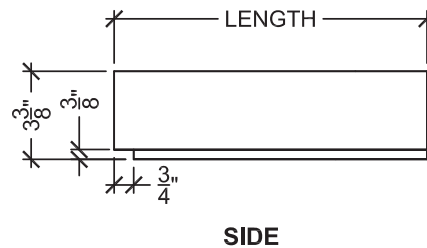
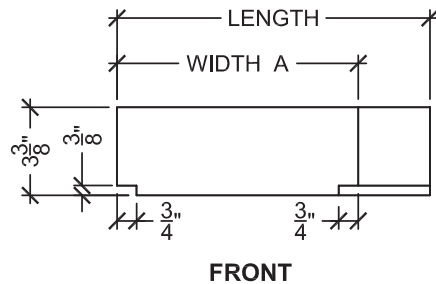
NOTES:

1. PRECAST UNITS ARE INDIVIDUALLY HAND CAST. LENGTHS ARE APPROXIMATE. SOME VARIATIONS ARE EXPECTED.
2. INSTALLATION TO BE COMPLETED IN ACCORDANCE WITH GENERALLY ACCEPTED MASONRY PRACTICE.
3. SMOOTH FINISH ON TOP AND SIDES. SANDBLAST FINISH AVAILABLE.
4. PRECAST UNITS MAY BE CUT TO FIT FIELD CONDITIONS.



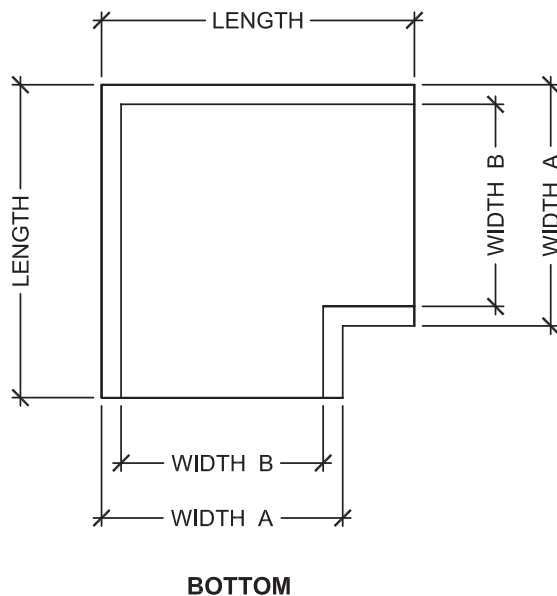
Square Modular Wall Cap - Straight Pieces

SCALE: N.T.S.



THICKNESS: 3-3/8"

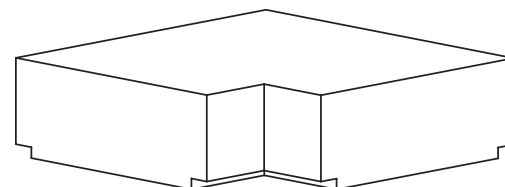
LENGTH: 10" SQ.
WIDTH: 7-1/4"
WIDTH: 5-3/4"



LENGTH: 12" SQ.
WIDTH A: 9-1/4"
WIDTH B: 7-3/4"

LENGTH: 16" SQ.
WIDTH A: 13-1/4"
WIDTH B: 11-3/4"

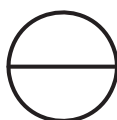
LENGTH: 23" SQ.
WIDTH A: 20-1/4"
WIDTH B: 18-3/4"



ISOMETRIC

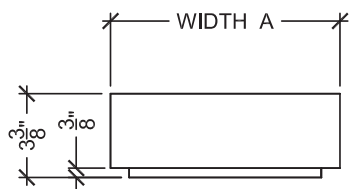
NOTES:

1. PRECAST UNITS ARE INDIVIDUALLY HAND CAST. LENGTHS ARE APPROXIMATE. SOME VARIATIONS ARE EXPECTED.
2. INSTALLATION TO BE COMPLETED IN ACCORDANCE WITH GENERALLY ACCEPTED MASONRY PRACTICE.
3. SMOOTH FINISH ON TOP AND SIDES. SANDBLAST FINISH AVAILABLE.
4. PRECAST UNITS MAY BE CUT TO FIT FIELD CONDITIONS.

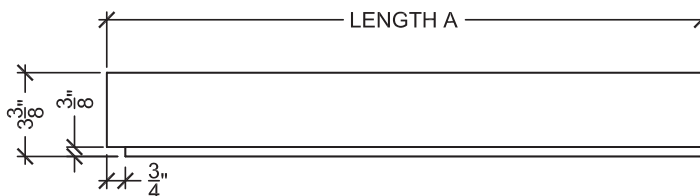


Square Modular Wall Cap - Corner Pieces

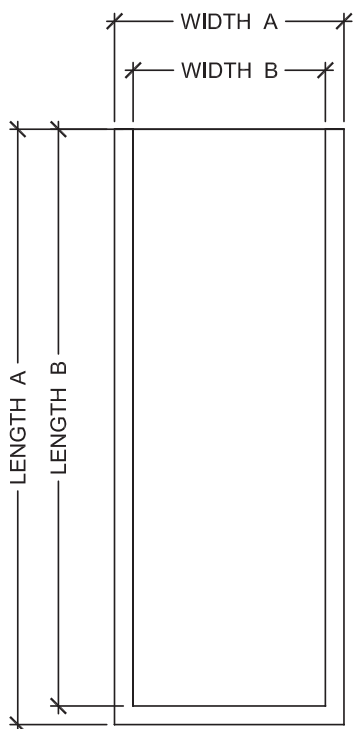
SCALE: N.T.S.



FRONT



SIDE



BOTTOM


THICKNESS: 3-3/8"
LENGTH A: 24"
LENGTH B: 23 1/4"

WIDTH A: 7-1/4"
WIDTH B: 5-3/4"

WIDTH A: 9-1/4"
WIDTH B: 7-3/4"

WIDTH A: 13-1/4"
WIDTH B: 11-3/4"

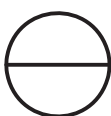
WIDTH A: 20-1/4"
WIDTH B: 18-3/4"



ISOMETRIC

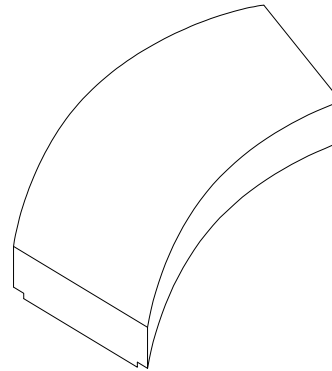
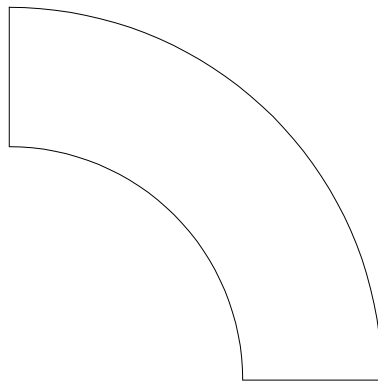
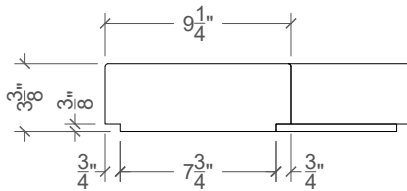
NOTES:

1. PRECAST UNITS ARE INDIVIDUALLY HAND CAST. LENGTHS ARE APPROXIMATE. SOME VARIATIONS ARE EXPECTED.
2. INSTALLATION TO BE COMPLETED IN ACCORDANCE WITH GENERALLY ACCEPTED MASONRY PRACTICE.
3. SMOOTH FINISH ON TOP AND SIDES. SANDBLAST FINISH AVAILABLE.
4. PRECAST UNITS MAY BE CUT TO FIT FIELD CONDITIONS.



Square Modular Wall Cap - End Pieces

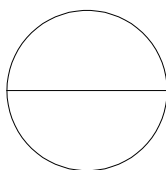
SCALE: N.T.S.



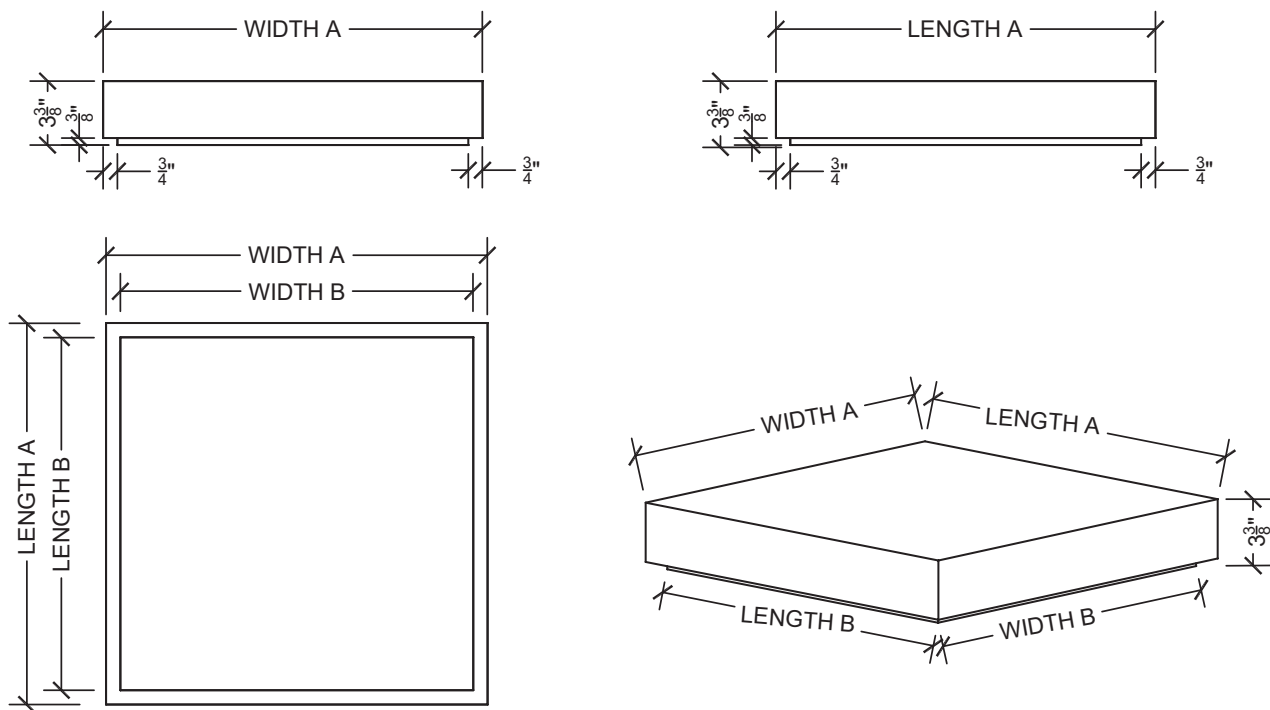
INSIDE RADIUS:	OUTSIDE RADIUS:	OUTSIDE LENGTH:	HEIGHT:
15 1/2"	24 3/4"	37 5/8"	3 3/8"

NOTE:

1. PRECAST UNITS ARE INDIVIDUALLY HAND CAST. LENGTHS ARE APPROXIMATE. SOME VARIATIONS ARE EXPECTED.
2. INSTALLATION TO BE COMPLETED IN ACCORDANCE WITH GENERALLY ACCEPTED MASONRY PRACTICE.
3. SMOOTH FINISH ON TOP. SANDBLAST FINISH AVAILABLE.
4. PRECAST UNITS MAY BE CUT TO FIT FIELD CONDITIONS.



SQUARE MODULAR WALL CAP, RADIUS
SCALE: N.T.S.

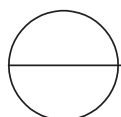


THICKNESS: $3\frac{3}{8}$ "

LENGTH A:	LENGTH B:	WIDTH A:	WIDTH B:
13 $\frac{1}{2}$ "	12"	13 $\frac{1}{2}$ "	12"
15 $\frac{1}{2}$ "	14"	15 $\frac{1}{2}$ "	14"
20"	18 $\frac{1}{2}$ "	20"	18 $\frac{1}{2}$ "
23 $\frac{1}{2}$ "	22"	23 $\frac{1}{2}$ "	22"
27 $\frac{1}{2}$ "	26"	27 $\frac{1}{2}$ "	26"

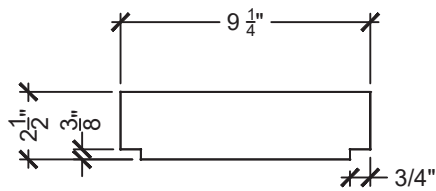
NOTES:

1. PRECAST UNITS ARE INDIVIDUALLY HAND CAST. LENGTHS ARE APPROXIMATE. SOME VARIATIONS ARE EXPECTED.
2. INSTALLATION TO BE COMPLETED IN ACCORDANCE WITH GENERALLY ACCEPTED MASONRY PRACTICE.
3. SMOOTH FINISH ON TOP AND NOSE. SANDBLAST FINISH AVAILABLE.
4. PRECAST UNITS MAY BE CUT TO FIT FIELD CONDITIONS.

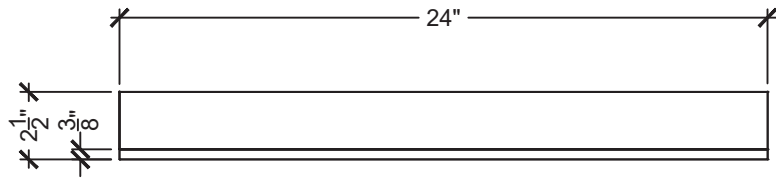


SQUARE MODULAR PILASTER CAP

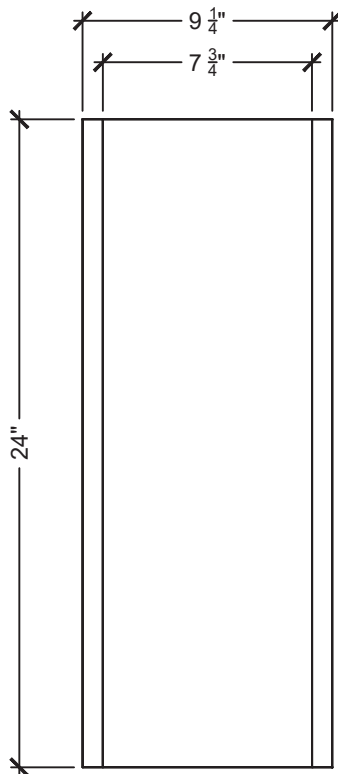
SCALE: N.T.S.



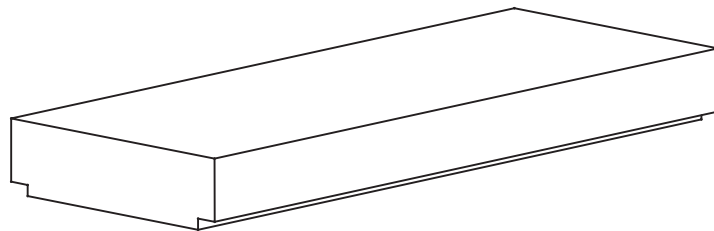
FRONT



SIDE



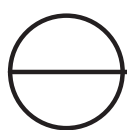
BOTTOM



ISOMETRIC

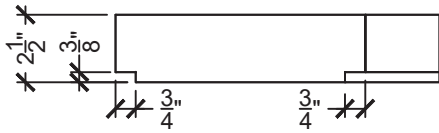
NOTES:

1. PRECAST UNITS ARE INDIVIDUALLY HAND CAST. LENGTHS ARE APPROXIMATE. SOME VARIATIONS ARE EXPECTED.
2. INSTALLATION TO BE COMPLETED IN ACCORDANCE WITH GENERALLY ACCEPTED MASONRY PRACTICE.
3. SMOOTH FINISH ON TOP AND SIDES. SANDBLAST FINISH AVAILABLE.
4. PRECAST UNITS MAY BE CUT TO FIT FIELD CONDITIONS.

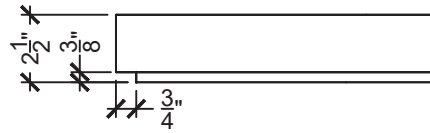


Square Wall Cap - Straight Pieces

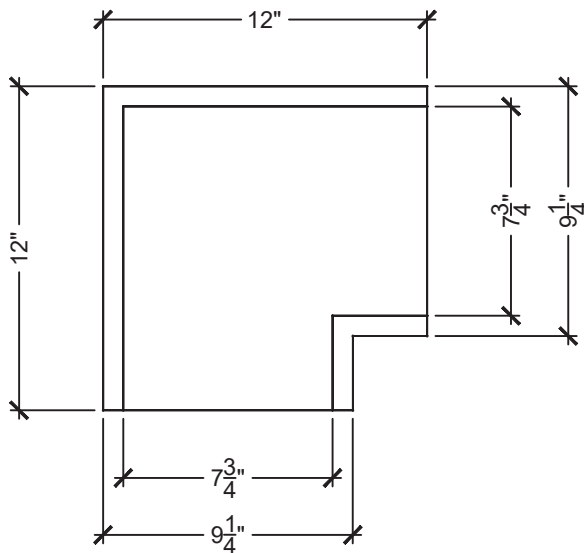
SCALE: N.T.S.



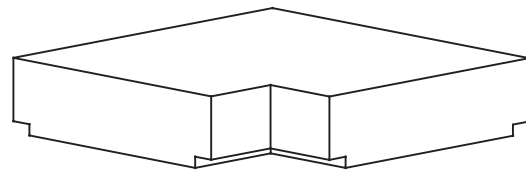
FRONT



SIDE



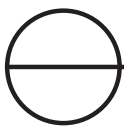
BOTTOM



ISOMETRIC

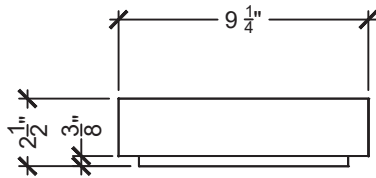
NOTES:

1. PRECAST UNITS ARE INDIVIDUALLY HAND CAST. LENGTHS ARE APPROXIMATE. SOME VARIATIONS ARE EXPECTED.
2. INSTALLATION TO BE COMPLETED IN ACCORDANCE WITH GENERALLY ACCEPTED MASONRY PRACTICE.
3. SMOOTH FINISH ON TOP AND SIDES. SANDBLAST FINISH AVAILABLE.
4. PRECAST UNITS MAY BE CUT TO FIT FIELD CONDITIONS.

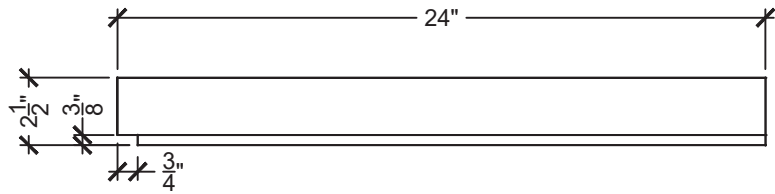


Square Wall Cap - Corner Pieces

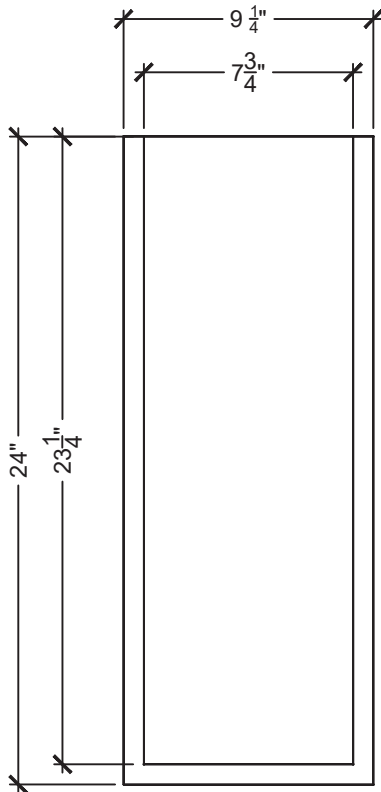
SCALE: N.T.S.



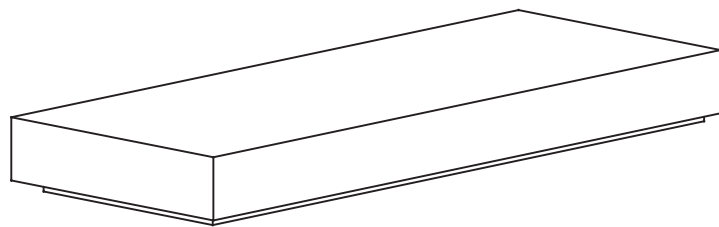
FRONT



SIDE



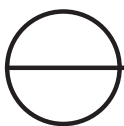
BOTTOM



ISOMETRIC

NOTES:

1. PRECAST UNITS ARE INDIVIDUALLY HAND CAST. LENGTHS ARE APPROXIMATE. SOME VARIATIONS ARE EXPECTED.
2. INSTALLATION TO BE COMPLETED IN ACCORDANCE WITH GENERALLY ACCEPTED MASONRY PRACTICE.
3. SMOOTH FINISH ON TOP AND SIDES. SANDBLAST FINISH AVAILABLE.
4. PRECAST UNITS MAY BE CUT TO FIT FIELD CONDITIONS.



Square Wall Cap - End Pieces

SCALE: N.T.S.